

## ALB antibody

Catalog No: #38231

Package Size: #38231-1 50ul #38231-2 100ul

Orders: [order@signalwayantibody.com](mailto:order@signalwayantibody.com)Support: [tech@signalwayantibody.com](mailto:tech@signalwayantibody.com)

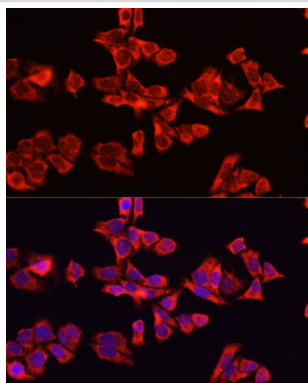
## Description

Product Name	ALB antibody
Host Species	Rabbit
Clonality	Polyclonal
Purification	Antibodies were purified by affinity purification using immunogen.
Applications	WB,IHC,IF
Species Reactivity	Human,Mouse,Rat
Specificity	The antibody detects endogenous level of total ALB protein.
Immunogen Type	Recombinant Protein
Immunogen Description	Recombinant protein of human ALB.
Target Name	ALB
Other Names	DKFZp779N1935; PRO0883; PRO0903; PRO1341; ALB;
Accession No.	Swiss-Prot#: P02768NCBI Gene ID: 213
Uniprot	P02768
GeneID	213;
SDS-PAGE MW	69kd
Concentration	1.0mg/ml
Formulation	Supplied at 1.0mg/mL in phosphate buffered saline (without Mg <sup>2+</sup> and Ca <sup>2+</sup> ), pH 7.4, 150mM NaCl, 0.02% sodium azide and 50% glycerol.
Storage	Store at -20°C

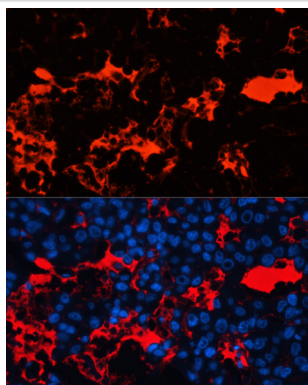
## Application Details

WB 1:500 - 1:2000IHC 1:50 - 1:100IF 1:50 - 1:100

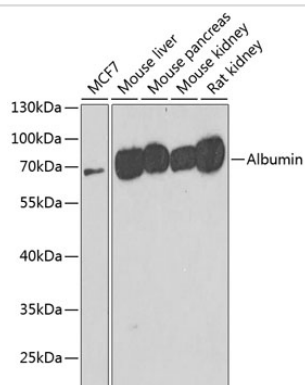
## Images



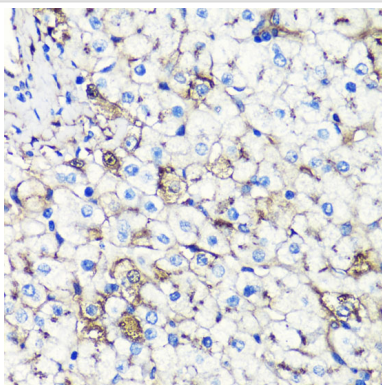
Immunofluorescence analysis of HeLa cells using Albumin at dilution of 1:100. Blue: DAPI for nuclear staining.



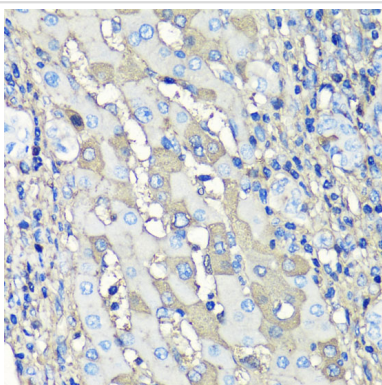
Immunofluorescence analysis of human liver cancer cells using Albumin at dilution of 1:100. Blue: DAPI for nuclear staining.



Western blot analysis of extracts of various cell lines, using Albumin at 1:500 dilution.



Immunohistochemistry of paraffin-embedded human liver using Albumin at dilution of 1:100 (40x lens).



Immunohistochemistry of paraffin-embedded human liver cancer using Albumin at dilution of 1:100 (40x lens).

## Background

Serum albumin is the most abundant protein in plasma. It accounts for over 50% of total human plasma protein content, having a concentration of approximately 40 g/L. Albumin is predominantly synthesized in the liver and is a major transportation component for many endogenous and exogenous compounds, including fatty acids, steroid hormones, metabolites and drugs. It is also responsible for maintaining colloid osmotic pressure and may affect microvascular integrity (1).

---

Note: This product is for in vitro research use only