

PTS antibody

Catalog No: #22157



Orders: [order@signalwayantibody.com](mailto:order@signalwayantibody.com)  
Support: [tech@signalwayantibody.com](mailto:tech@signalwayantibody.com)

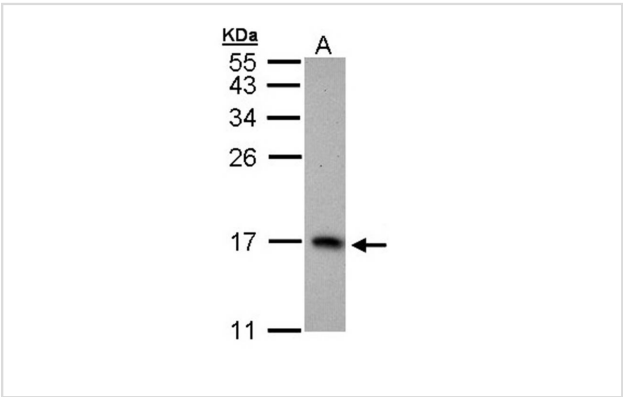
Description

Product Name	PTS antibody
Host Species	Rabbit
Clonality	Polyclonal
Purification	Purified by antigen-affinity chromatography.
Applications	WB IHC IF
Species Reactivity	Hu
Immunogen Type	Recombinant protein
Immunogen Description	Recombinant protein fragment contain a sequence corresponding to a region within amino acids 1 and 111 of human PTS
Target Name	PTS
Accession No.	Swiss-Prot:Q03393Gene ID:5805
Uniprot	Q03393
GeneID	5805;
Concentration	1mg/ml
Formulation	Supplied in 0.1M Tris-buffered saline with 10% Glycerol (pH7.0). 0.01% Thimerosal was added as a preservative.
Storage	Store at -20°C for long term preservation (recommended). Store at 4°C for short term use.

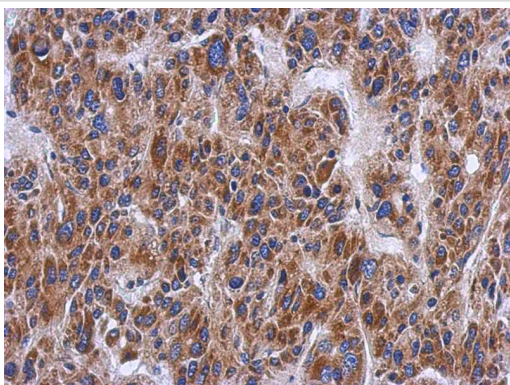
Application Details

Predicted MW: 16kd
Western blotting: 1:500-1:3000
Immunohistochemistry: 1:50-1:500
Immunofluorescence: 1:100-1:200

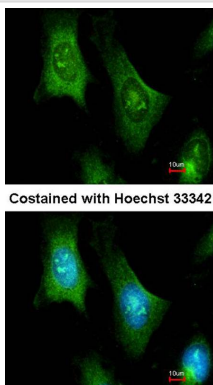
Images



Sample (30 ug of whole cell lysate)  
A: H1299  
15% SDS PAGE  
Primary antibody diluted at 1: 1000



Immunohistochemical analysis of paraffin-embedded Hepatoma, using PTS antibody at 1: 500 dilution.



Costained with Hoechst 33342

Immunofluorescence analysis of methanol-fixed HeLa, using PTS antibody at 1: 100 dilution.

## Background

The enzyme encoded by this gene catalyzes the elimination of inorganic triphosphate from dihydroneopterin triphosphate, which is the second and irreversible step in the biosynthesis of tetrahydrobiopterin from GTP. Tetrahydrobiopterin, also known as BH(4), is an essential cofactor and regulator of various enzyme activities, including enzymes involved in serotonin biosynthesis and NO synthase activity. Mutations in this gene result in hyperphenylalaninemia. [provided by RefSeq]

Note: This product is for in vitro research use only