

# C19orf10 antibody

Catalog No: #38186

Package Size: #38186-1 50ul #38186-2 100ul

Orders: [order@signalwayantibody.com](mailto:order@signalwayantibody.com)Support: [tech@signalwayantibody.com](mailto:tech@signalwayantibody.com)

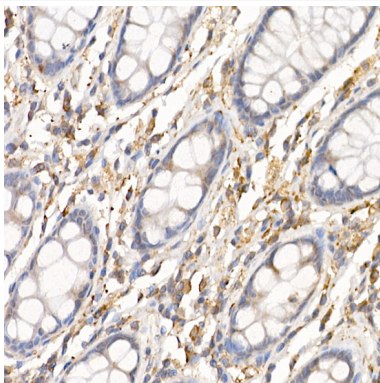
## Description

Product Name	C19orf10 antibody
Host Species	Rabbit
Clonality	Polyclonal
Isotype	IgG
Purification	Affinity purification
Applications	WB,IHC
Species Reactivity	Human,Mouse,Rat
Specificity	The antibody detects endogenous level of total C19orf10 protein.
Immunogen Type	Recombinant Protein
Immunogen Description	Recombinant fusion protein of human C19orf10 (NP_061980.1).
Target Name	C19orf10
Other Names	MYDGF;C19orf10;EUROIMAGE1875335;IL25;IL27;IL27w;R33729_1;SF20
Accession No.	Uniprot:Q969H8GeneID:56005
Uniprot	Q969H8
GeneID	56005
SDS-PAGE MW	19kDa
Concentration	1.0mg/ml
Formulation	PBS with 0.02% sodium azide,50% glycerol,pH7.3.
Storage	Store at -20°C. Avoid freeze / thaw cycles.

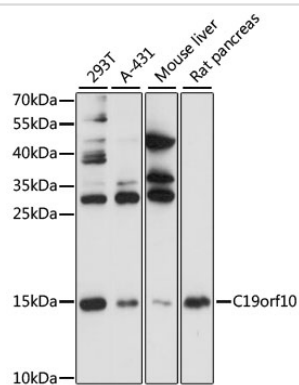
## Application Details

WB□1:500 - 1:2000IHC□1:50 - 1:200

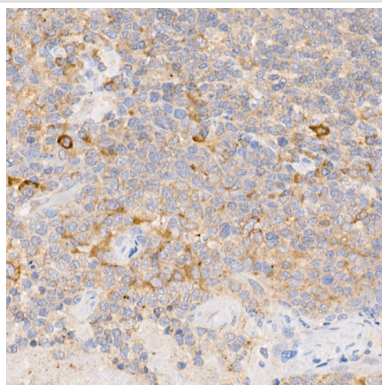
## Images



Immunohistochemistry of paraffin-embedded human colon using C19orf10 Rabbit pAb.



Western blot analysis of extracts of various cell lines, using C19orf10 antibody.



Immunohistochemistry of paraffin-embedded human tonsil using C19orf10 Rabbit pAb.

## Background

The protein encoded by this gene was previously thought to support proliferation of lymphoid cells and was considered an interleukin. However, this activity has not been reproducible and the function of this protein is currently unknown.

Note: This product is for in vitro research use only