

PTPRA antibody

Catalog No: #38329



Package Size: #38329-1 50ul #38329-2 100ul

Orders: [order@signalwayantibody.com](mailto:order@signalwayantibody.com)  
Support: [tech@signalwayantibody.com](mailto:tech@signalwayantibody.com)

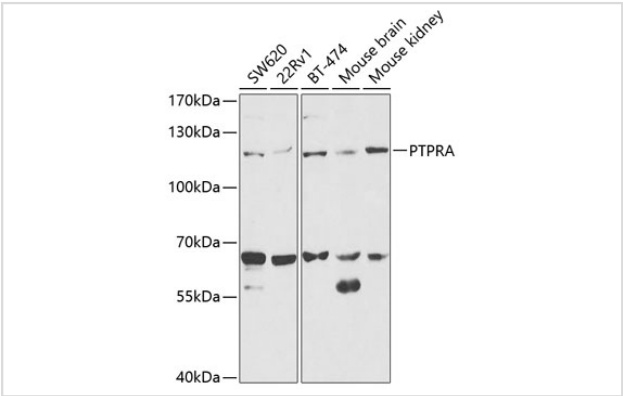
Description

Product Name	PTPRA antibody
Host Species	Rabbit
Clonality	Polyclonal
Purification	Antibodies were purified by affinity purification using immunogen.
Applications	WB,IHC
Species Reactivity	Human,Mouse
Specificity	The antibody detects endogenous level of total PTPRA protein.
Immunogen Type	Recombinant Protein
Immunogen Description	Recombinant protein of human PTPRA.
Target Name	PTPRA
Other Names	LRP; HLPR; PTPA; HEPTP; HPTPA; RPTPA; PTPRL2; HPTPalpha; R-PTP-alpha;
Accession No.	Swiss-Prot#: P18433NCBI Gene ID: 5786
Uniprot	P18433
GeneID	5786;
SDS-PAGE MW	90kd
Concentration	1.0mg/ml
Formulation	Supplied at 1.0mg/mL in phosphate buffered saline (without Mg2+ and Ca2+), pH 7.4, 150mM NaCl, 0.02% sodium azide and 50% glycerol.
Storage	Store at -20°C

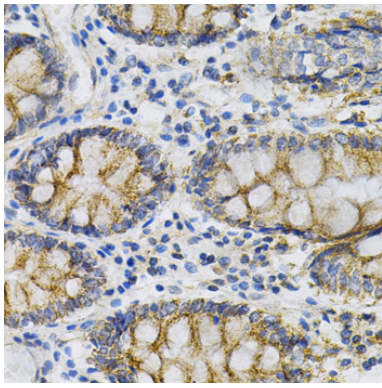
Application Details

WB 1:500 - 1:2000IHC 1:100 - 1:200

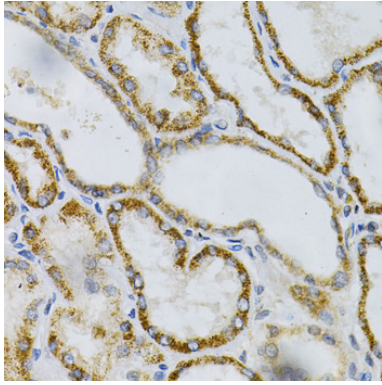
Images



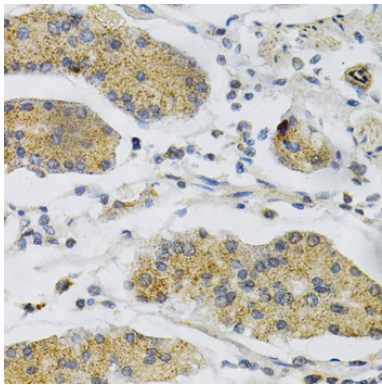
Western blot analysis of extracts of various cell lines, using PTPRA at 1:1000 dilution.



Immunohistochemistry of paraffin-embedded human colon using PTPRA at dilution of 1:100 (40x lens).



Immunohistochemistry of paraffin-embedded human kidney using PTPRA at dilution of 1:100 (40x lens).



Immunohistochemistry of paraffin-embedded human stomach using PTPRA at dilution of 1:100 (40x lens).

## Background

The protein encoded by this gene is a member of the protein tyrosine phosphatase (PTP) family. PTPs are known to be signaling molecules that regulate a variety of cellular processes including cell growth, differentiation, mitotic cycle, and oncogenic transformation. This PTP contains an extracellular domain, a single transmembrane segment and two tandem intracytoplasmic catalytic domains, and thus represents a receptor-type PTP. This PTP has been shown to dephosphorylate and activate Src family tyrosine kinases, and is implicated in the regulation of integrin signaling, cell adhesion and proliferation. Three alternatively spliced variants of this gene, which encode two distinct isoforms, have been reported.

Note: This product is for in vitro research use only