

KRT7 antibody

Catalog No: #38429



Package Size: #38429-1 50ul #38429-2 100ul

Orders: order@signalwayantibody.com
Support: tech@signalwayantibody.com

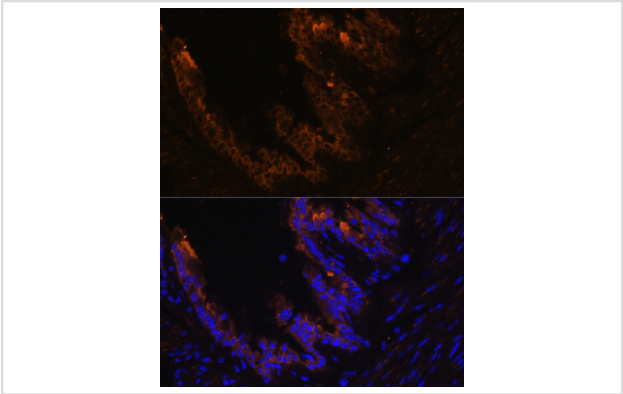
Description

Product Name	KRT7 antibody
Host Species	Rabbit
Clonality	Polyclonal
Isotype	IgG
Purification	Affinity purification
Applications	WB,IF
Species Reactivity	Human,Mouse,Rat
Specificity	The antibody detects endogenous level of total KRT7 protein.
Immunogen Type	Recombinant Protein
Immunogen Description	Recombinant fusion protein of human Cytokeratin 7 (Cytokeratin 7 (KRT7)) (NP_005547.3).
Target Name	KRT7
Other Names	KRT7;CK7;K2C7;K7;SCL;keratin 7;Keratin
Accession No.	Uniprot:P08729GeneID:3855
Uniprot	P08729
GeneID	3855
SDS-PAGE MW	51kDa
Concentration	1.0mg/ml
Formulation	PBS with 0.02% sodium azide,50% glycerol,pH7.3.
Storage	Store at -20°C. Avoid freeze / thaw cycles.

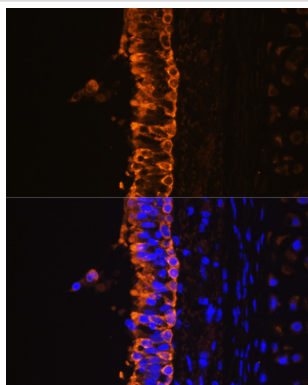
Application Details

WB 1:500 - 1:2000IF 1:50 - 1:200

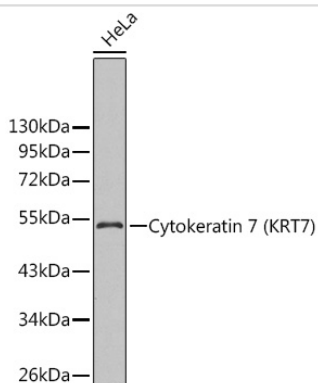
Images



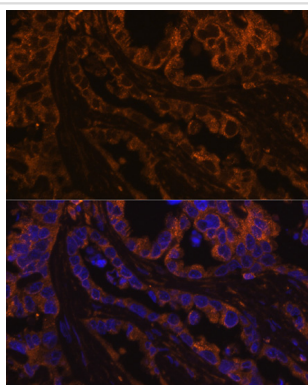
Immunofluorescence analysis of mouse bronchus cells using Cytokeratin 7 (Cytokeratin 7 (KRT7)) antibody.



Immunofluorescence analysis of rat bronchus cells using Cytokeratin 7 (Cytokeratin 7 (KRT7)) antibody.



Western blot analysis of extracts of HeLa cells, using Cytokeratin 7 (Cytokeratin 7 (KRT7)) antibody.



Immunofluorescence analysis of human lung cancer cells using Cytokeratin 7 (Cytokeratin 7 (KRT7)) antibody.

Background

The protein encoded by this gene is a member of the keratin gene family. The type II cytokeratins consist of basic or neutral proteins which are arranged in pairs of heterotypic keratin chains coexpressed during differentiation of simple and stratified epithelial tissues. This type II cytokeratin is specifically expressed in the simple epithelia lining the cavities of the internal organs and in the gland ducts and blood vessels. The genes encoding the type II cytokeratins are clustered in a region of chromosome 12q12-q13. Alternative splicing may result in several transcript variants; however, not all variants have been fully described.

Note: This product is for in vitro research use only