

ACP antibody

Catalog No: #22344



Orders: order@signalwayantibody.com
Support: tech@signalwayantibody.com

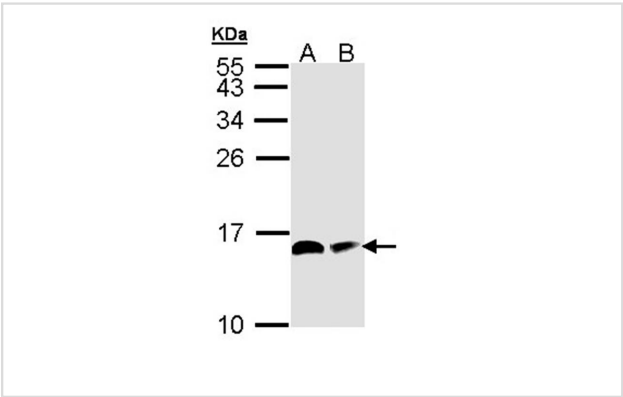
Description

Product Name	ACP antibody
Host Species	Rabbit
Clonality	Polyclonal
Purification	Purified by antigen-affinity chromatography.
Applications	WB IF
Species Reactivity	Hu
Immunogen Type	Peptide
Immunogen Description	Synthetic peptide contain a sequence corresponding to a region within amino acids 93 and 156 of human NDUFAB1
Target Name	ACP
Accession No.	Swiss-Prot:O14561Gene ID:4706
Uniprot	O14561
GeneID	4706;
Concentration	1mg/ml
Formulation	Supplied in 0.1M Tris-buffered saline with 10% Glycerol (pH7.0). 0.01% Thimerosal was added as a preservative.
Storage	Store at -20°C for long term preservation (recommended). Store at 4°C for short term use.

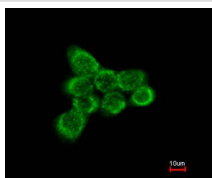
Application Details

Predicted MW: 17kd
Western blotting: 1:500-1:3000
Immunofluorescence: 1:100-1:200

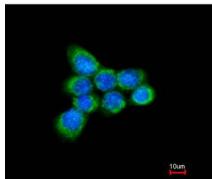
Images



Sample (30 ug of whole cell lysate)
A: A431
B: Molt-4
12% SDS PAGE
Primary antibody diluted at 1: 1000



Costained with Hoechst 33342



Immunofluorescence analysis of methanol-fixed A431, using NDUFAB1 antibody at 1: 200 dilution.

Note: This product is for in vitro research use only