

PDK4 antibody

Catalog No: #38562

Package Size: #38562-1 50ul #38562-2 100ul

Orders: order@signalwayantibody.comSupport: tech@signalwayantibody.com

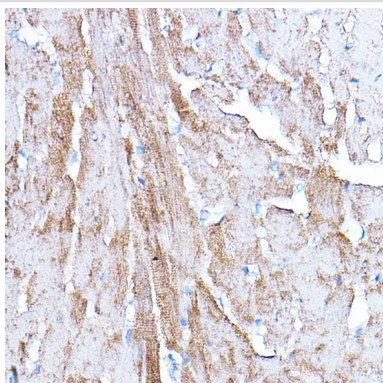
Description

Product Name	PDK4 antibody
Host Species	Rabbit
Clonality	Polyclonal
Isotype	IgG
Purification	Affinity purification
Applications	WB,IHC
Species Reactivity	Human,Mouse,Rat
Specificity	The antibody detects endogenous level of total PDK4 protein.
Immunogen Type	Peptide
Immunogen Description	A synthetic peptide of human PDK4
Target Name	PDK4
Other Names	PDK4
Accession No.	Uniprot:Q16654GeneID:5166
Uniprot	Q16654
GeneID	5166
SDS-PAGE MW	46KDa
Concentration	1.0mg/ml
Formulation	PBS with 0.02% sodium azide,50% glycerol,pH7.3.
Storage	Store at -20°C. Avoid freeze / thaw cycles.

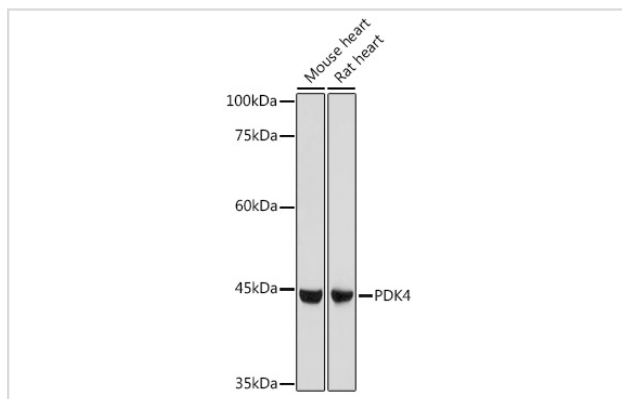
Application Details

WB□1:500 - 1:2000IHC□1:50 - 1:200

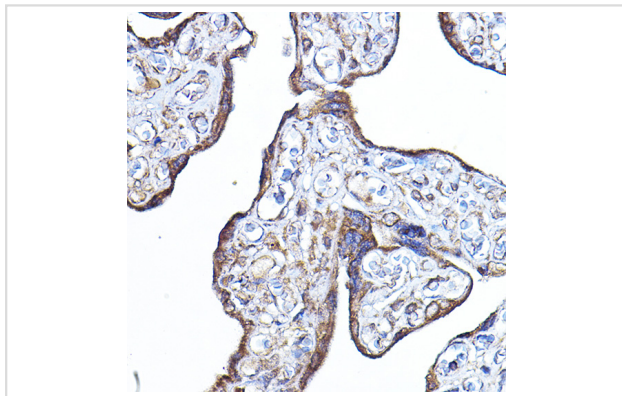
Images



Immunohistochemistry of paraffin-embedded rat heart using PDK4 Rabbit pAb.



Western blot analysis of extracts of various cell lines, using PDK4 antibody.



Immunohistochemistry of paraffin-embedded human placenta using PDK4 Rabbit pAb.

Background

This gene is a member of the PDK/BCKDK protein kinase family and encodes a mitochondrial protein with a histidine kinase domain. This protein is located in the matrix of the mitochondria and inhibits the pyruvate dehydrogenase complex by phosphorylating one of its subunits, thereby contributing to the regulation of glucose metabolism. Expression of this gene is regulated by glucocorticoids, retinoic acid and insulin.

Note: This product is for in vitro research use only