

ID3 antibody

Catalog No: #38647

Package Size: #38647-1 50ul #38647-2 100ul

Orders: order@signalwayantibody.comSupport: tech@signalwayantibody.com

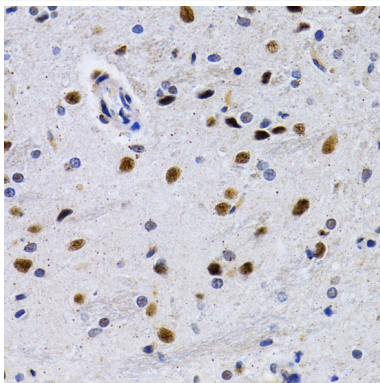
Description

Product Name	ID3 antibody
Host Species	Rabbit
Clonality	Polyclonal
Purification	Antibodies were purified by affinity purification using immunogen.
Applications	IHC,IF
Species Reactivity	Human,Mouse,Rat
Specificity	The antibody detects endogenous level of total ID3 protein.
Immunogen Type	Recombinant Protein
Immunogen Description	Recombinant protein of human ID3.
Target Name	ID3
Other Names	HEIR-1; bHLHb25;
Accession No.	Swiss-Prot#: Q02535NCBI Gene ID: 3399
Uniprot	Q02535
GeneID	3399;
SDS-PAGE MW	13kd
Concentration	1.0mg/ml
Formulation	Supplied at 1.0mg/mL in phosphate buffered saline (without Mg ²⁺ and Ca ²⁺), pH 7.4, 150mM NaCl, 0.02% sodium azide and 50% glycerol.
Storage	Store at -20°C

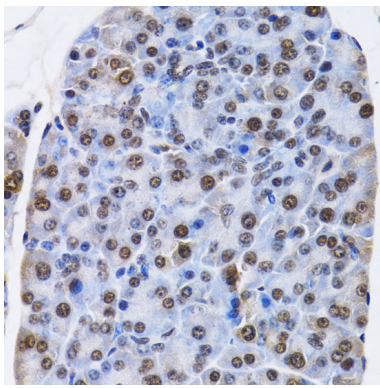
Application Details

IHC□1:50 - 1:200IF□1:50 - 1:100

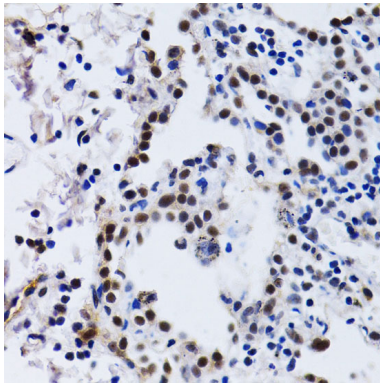
Images



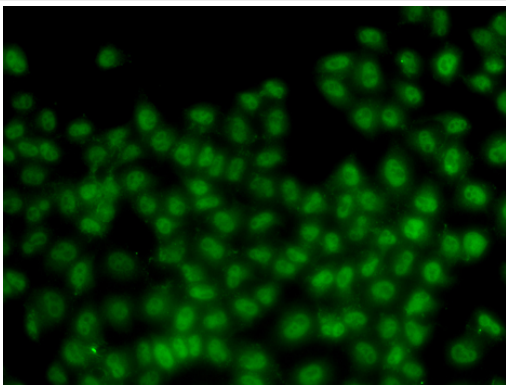
Immunohistochemistry of paraffin-embedded rat brain using ID3 at dilution of 1:200 (40x lens).



Immunohistochemistry of paraffin-embedded mouse pancreas using ID3 at dilution of 1:200 (40x lens).



Immunohistochemistry of paraffin-embedded human lung cancer using ID3 at dilution of 1:200 (40x lens).



Immunofluorescence analysis of HeLa cells using ID3 .

Background

The protein encoded by this gene is a helix-loop-helix (HLH) protein that can form heterodimers with other HLH proteins. However, the encoded protein lacks a basic DNA-binding domain and therefore inhibits the DNA binding of any HLH protein with which it interacts.

Note: This product is for in vitro research use only