

PRMT2 antibody

Catalog No: #38696

Package Size: #38696-1 50ul #38696-2 100ul

Orders: order@signalwayantibody.comSupport: tech@signalwayantibody.com

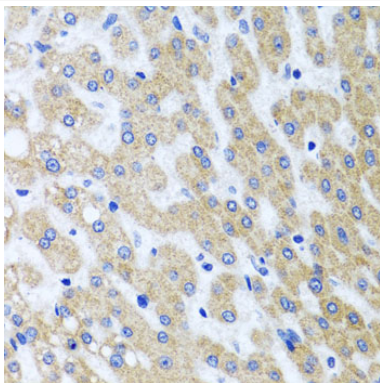
Description

Product Name	PRMT2 antibody
Host Species	Rabbit
Clonality	Polyclonal
Isotype	IgG
Purification	Affinity purification
Applications	WB,IHC,IF
Species Reactivity	Human,Mouse,Rat
Specificity	The antibody detects endogenous level of total PRMT2 protein.
Immunogen Type	Recombinant Protein
Immunogen Description	Recombinant fusion protein of human PRMT2 (NP_996845.1).
Target Name	PRMT2
Other Names	PRMT2;HRMT1L1
Accession No.	Uniprot:P55345GeneID:3275
Uniprot	P55345
GeneID	3275
SDS-PAGE MW	56kDa
Concentration	1.0mg/ml
Formulation	PBS with 0.02% sodium azide,50% glycerol,pH7.3.
Storage	Store at -20°C. Avoid freeze / thaw cycles.


Application Details

WB□1:500 - 1:2000IHC□1:50 - 1:200IF□1:50 - 1:100

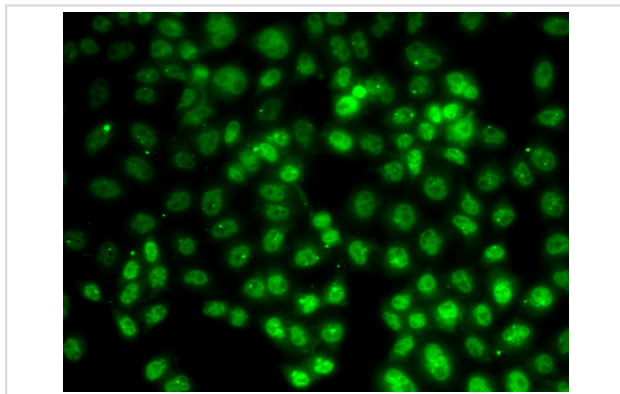
Images



Immunohistochemistry of paraffin-embedded human liver damage using PRMT2 antibody.



Western blot analysis of extracts of mouse lung, using PRMT2 antibody.



Immunofluorescence analysis of HeLa cells using PRMT2 antibody.

Background

Arginine methyltransferase that methylates the guanidino nitrogens of arginyl residues in proteins such as STAT3, FBL, histone H4. Acts as a coactivator (with NCOA2 of the androgen receptor (AR-mediated transactivation. Acts as a coactivator (with estrogen of estrogen receptor (ER-mediated transactivation. Enhances PGR, PPARG, RARA-mediated transactivation. May inhibit NF-kappa-B transcription and promote apoptosis. Represses E2F1 transcriptional activity (in a RB1-dependent manner. May be involved in growth regulation.

Note: This product is for in vitro research use only