

WNT2 antibody

Catalog No: #38699



Package Size: #38699-1 50ul #38699-2 100ul

Orders: order@signalwayantibody.com
Support: tech@signalwayantibody.com


Description

Product Name	WNT2 antibody
Host Species	Rabbit
Clonality	Polyclonal
Purification	Antibodies were purified by affinity purification using immunogen.
Applications	WB,IHC
Species Reactivity	Human,Rat
Specificity	The antibody detects endogenous level of total WNT2 protein.
Immunogen Type	Recombinant Protein
Immunogen Description	Recombinant protein of human WNT2.
Target Name	WNT2
Other Names	IRP; INT1L1;
Accession No.	Swiss-Prot#: P09544NCBI Gene ID: 7472
Uniprot	P09544
GeneID	7472;
SDS-PAGE MW	40kd
Concentration	1.0mg/ml
Formulation	Supplied at 1.0mg/mL in phosphate buffered saline (without Mg2+ and Ca2+), pH 7.4, 150mM NaCl, 0.02% sodium azide and 50% glycerol.
Storage	Store at -20°C

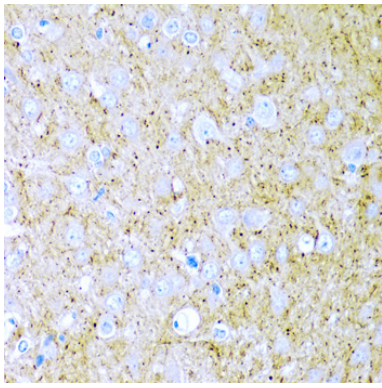
Application Details

WB 1:500 - 1:2000IHC 1:50 - 1:200

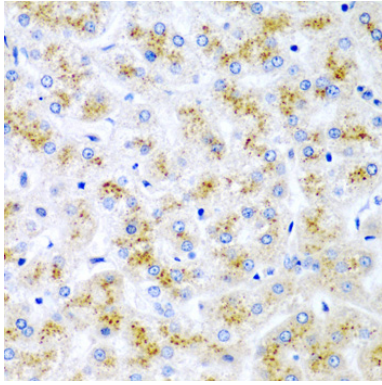
Images



Western blot analysis of extracts of SKOV3 cells, using WNT2 at 1:1000 dilution. Secondary antibody: HRP Goat Anti-Rabbit IgG (H+L) at 1:10000 dilution. Lysates/proteins: 25ug per lane. Blocking buffer: 3% nonfat dry milk in TBST. Detection: ECL Enhanced Kit (RM00021). Exposure time: 60s.



Immunohistochemistry of paraffin-embedded rat brain using WNT2 at dilution of 1:200 (40x lens).



Immunohistochemistry of paraffin-embedded human liver damage using WNT2 at dilution of 1:200 (40x lens).

Background

This gene is a member of the WNT gene family. The WNT gene family consists of structurally related genes which encode secreted signaling proteins. These proteins have been implicated in oncogenesis and in several developmental processes, including regulation of cell fate and patterning during embryogenesis. Alternatively spliced transcript variants have been identified for this gene.

Note: This product is for in vitro research use only