

FDFT1 antibody

Catalog No: #38762

Package Size: #38762-1 50ul #38762-2 100ul

Orders: order@signalwayantibody.comSupport: tech@signalwayantibody.com

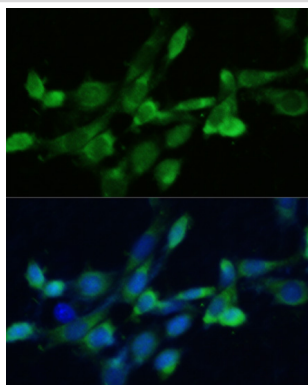
Description

Product Name	FDFT1 antibody
Host Species	Rabbit
Clonality	Polyclonal
Purification	Antibodies were purified by affinity purification using immunogen.
Applications	WB,IHC,IF
Species Reactivity	Human,Mouse,Rat
Specificity	The antibody detects endogenous level of total FDFT1 protein.
Immunogen Type	Recombinant Protein
Immunogen Description	Recombinant protein of human FDFT1.
Target Name	FDFT1
Other Names	SS; SQS; DGPT; ERG9;
Accession No.	Swiss-Prot#: P37268NCBI Gene ID: 2222
Uniprot	P37268
GeneID	2222;
SDS-PAGE MW	48kd
Concentration	1.0mg/ml
Formulation	Supplied at 1.0mg/mL in phosphate buffered saline (without Mg ²⁺ and Ca ²⁺), pH 7.4, 150mM NaCl, 0.02% sodium azide and 50% glycerol.
Storage	Store at -20°C

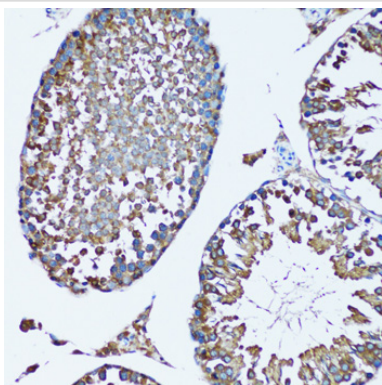
Application Details

WB□1:500 - 1:2000IHC□1:50 - 1:200IF□1:50 - 1:200

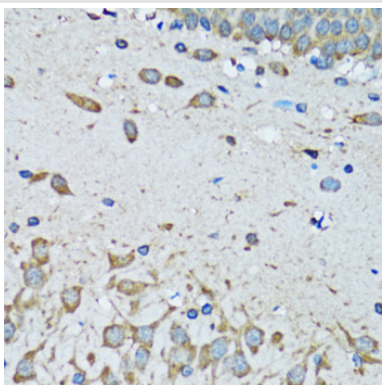
Images



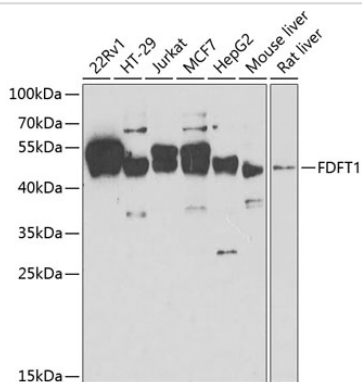
Immunofluorescence analysis of NIH-3T3 cells using FDFT1 at dilution of 1:100. Blue: DAPI for nuclear staining.



Immunohistochemistry of paraffin-embedded mouse testis using FDFT1 at dilution of 1:100 (20x lens).



Immunohistochemistry of paraffin-embedded mouse brain using FDFT1 at dilution of 1:100 (40x lens).



Western blot analysis of extracts of various cell lines, using FDFT1 at 1:1000 dilution.

Background

This gene encodes a membrane-associated enzyme located at a branch point in the mevalonate pathway. The encoded protein is the first specific enzyme in cholesterol biosynthesis, catalyzing the dimerization of two molecules of farnesyl diphosphate in a two-step reaction to form squalene.

Note: This product is for in vitro research use only