

HPD antibody

Catalog No: #38968

Package Size: #38968-1 50ul #38968-2 100ul

Orders: order@signalwayantibody.comSupport: tech@signalwayantibody.com

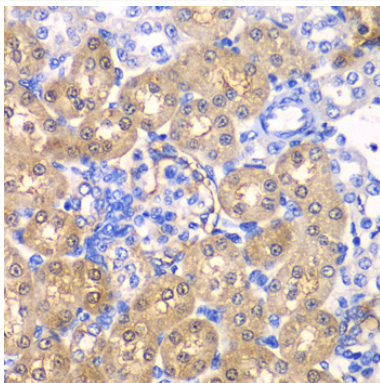
Description

Product Name	HPD antibody
Host Species	Rabbit
Clonality	Polyclonal
Isotype	IgG
Purification	Affinity purification
Applications	WB,IHC
Species Reactivity	Human,Mouse,Rat
Specificity	The antibody detects endogenous level of total HPD protein.
Immunogen Type	Recombinant Protein
Immunogen Description	Recombinant fusion protein of human HPD (NP_002141.1).
Target Name	HPD
Other Names	HPD;4-HPPD;4HPPD;GLOD3;HPPDASE;PPD
Accession No.	Uniprot:P32754GeneID:3242
Uniprot	P32754
GeneID	3242
SDS-PAGE MW	45kDa
Concentration	1.0mg/ml
Formulation	PBS with 0.02% sodium azide,50% glycerol,pH7.3.
Storage	Store at -20°C. Avoid freeze / thaw cycles.

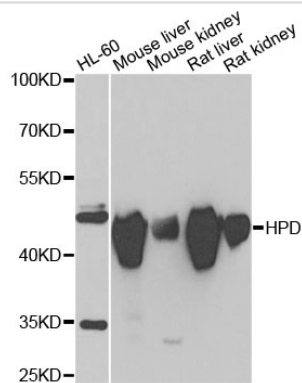
Application Details

WB□1:500 - 1:2000IHC□1:50 - 1:200

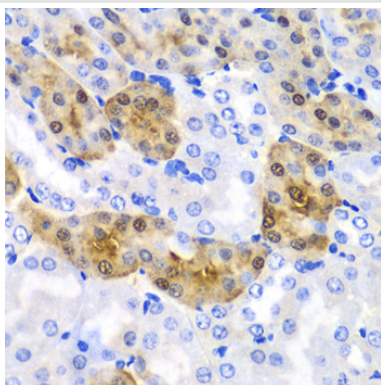
Images



Immunohistochemistry of paraffin-embedded rat kidney using HPD antibody.



Western blot analysis of extracts of various cell lines, using HPD antibody.



Immunohistochemistry of paraffin-embedded mouse kidney using HPD antibody.

Background

The protein encoded by this gene is an enzyme in the catabolic pathway of tyrosine. The encoded protein catalyzes the conversion of 4-hydroxyphenylpyruvate to homogentisate. Defects in this gene are a cause of tyrosinemia type 3 (TYRO3) and hawkinsinuria (HAWK). Two transcript variants encoding different isoforms have been found for this gene.

Note: This product is for in vitro research use only