

AKAP5 antibody

Catalog No: #38974

Package Size: #38974-1 50ul #38974-2 100ul

Orders: order@signalwayantibody.comSupport: tech@signalwayantibody.com

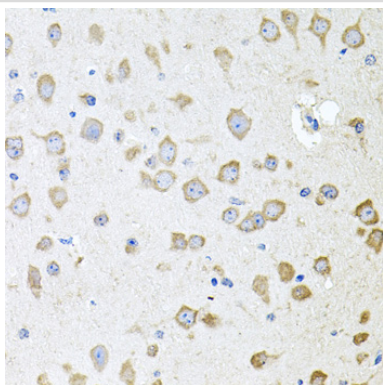
Description

Product Name	AKAP5 antibody
Host Species	Rabbit
Clonality	Polyclonal
Purification	Antibodies were purified by affinity purification using immunogen.
Applications	WB,IHC
Species Reactivity	Human,Mouse,Rat
Specificity	The antibody detects endogenous level of total AKAP5 protein.
Immunogen Type	Recombinant Protein
Immunogen Description	Recombinant protein of human AKAP5.
Target Name	AKAP5
Other Names	H21; AKAP75; AKAP79;
Accession No.	Swiss-Prot#: P24588NCBI Gene ID: 9495
Uniprot	P24588
GeneID	9495;
SDS-PAGE MW	47kd
Concentration	1.0mg/ml
Formulation	Supplied at 1.0mg/mL in phosphate buffered saline (without Mg ²⁺ and Ca ²⁺), pH 7.4, 150mM NaCl, 0.02% sodium azide and 50% glycerol.
Storage	Store at -20°C

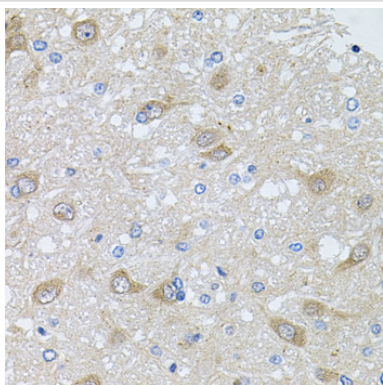
Application Details

WB 1:500 - 1:2000IHC 1:100 - 1:200

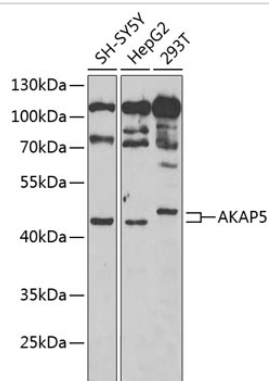
Images



Immunohistochemistry of paraffin-embedded mouse brain using AKAP5 at dilution of 1:100 (40x lens).



Immunohistochemistry of paraffin-embedded rat brain using AKAP5 at dilution of 1:100 (40x lens).



Western blot analysis of extracts of various cell lines, using AKAP5 at 1:1000 dilution.

Background

The A-kinase anchor proteins (AKAPs) are a group of structurally diverse proteins, which have the common function of binding to the regulatory subunit of protein kinase A (PKA) and confining the holoenzyme to discrete locations within the cell. This gene encodes a member of the AKAP family. The encoded protein binds to the RII-beta regulatory subunit of PKA, and also to protein kinase C and the phosphatase calcineurin. It is predominantly expressed in cerebral cortex and may anchor the PKA protein at postsynaptic densities (PSD) and be involved in the regulation of postsynaptic events. It is also expressed in T lymphocytes and may function to inhibit interleukin-2 transcription by disrupting calcineurin-dependent dephosphorylation of NFAT.

Note: This product is for in vitro research use only