

## TAGLN2 antibody

Catalog No: #39159

Package Size: #39159-1 50ul #39159-2 100ul

Orders: [order@signalwayantibody.com](mailto:order@signalwayantibody.com)Support: [tech@signalwayantibody.com](mailto:tech@signalwayantibody.com)

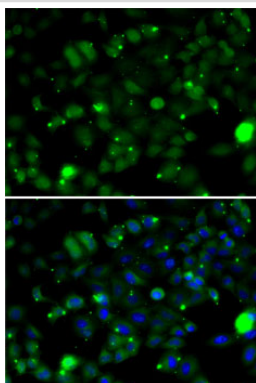
## Description

Product Name	TAGLN2 antibody
Host Species	Rabbit
Clonality	Polyclonal
Purification	Antibodies were purified by affinity purification using immunogen.
Applications	WB,IF
Species Reactivity	Human,Mouse
Specificity	The antibody detects endogenous level of total TAGLN2 protein.
Immunogen Type	Recombinant Protein
Immunogen Description	Recombinant protein of human TAGLN2.
Target Name	TAGLN2
Other Names	HA1756;
Accession No.	Swiss-Prot#: P37802NCBI Gene ID: 8407
Uniprot	P37802
GeneID	8407;
SDS-PAGE MW	22kd
Concentration	1.0mg/ml
Formulation	Supplied at 1.0mg/mL in phosphate buffered saline (without Mg <sup>2+</sup> and Ca <sup>2+</sup> ), pH 7.4, 150mM NaCl, 0.02% sodium azide and 50% glycerol.
Storage	Store at -20°C

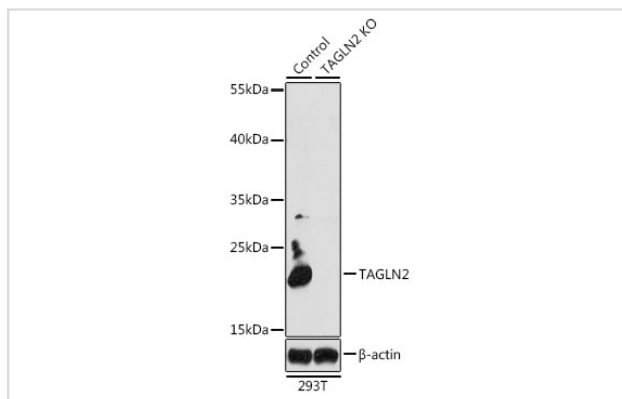
## Application Details

WB □ 1:500 - 1:2000IF □ 1:50 - 1:200

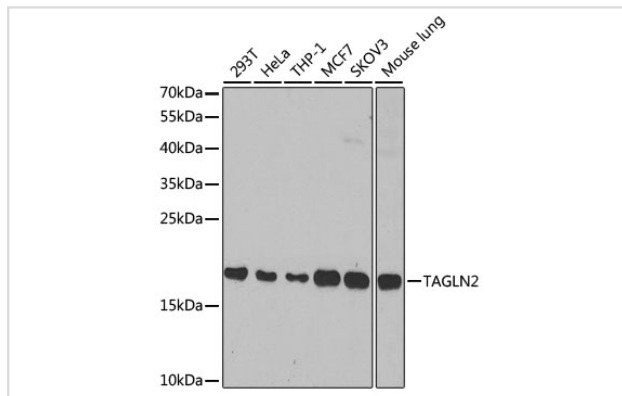
## Images



Immunofluorescence analysis of MCF7 cells using TAGLN2 .  
Blue: DAPI for nuclear staining.



Western blot analysis of extracts from normal (control) and TAGLN2 knockout (KO) 293T cells, using TAGLN2 at 1:1000 dilution.



Western blot analysis of extracts of various cell lines, using TAGLN2 at 1:1000 dilution.

## Background

The protein encoded by this gene is similar to the protein transgelin, which is one of the earliest markers of differentiated smooth muscle. The specific function of this protein has not yet been determined, although it is thought to be a tumor suppressor. Multiple transcript variants encoding different isoforms have been found for this gene.

Note: This product is for in vitro research use only