

TSHR antibody

Catalog No: #39177

Package Size: #39177-1 50ul #39177-2 100ul

Orders: order@signalwayantibody.comSupport: tech@signalwayantibody.com

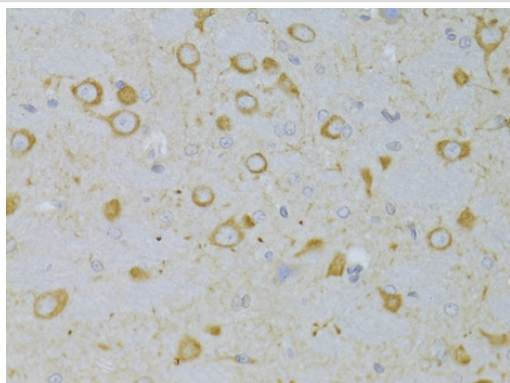
Description

Product Name	TSHR antibody
Host Species	Rabbit
Clonality	Polyclonal
Purification	Antibodies were purified by affinity purification using immunogen.
Applications	WB,IHC
Species Reactivity	Human,Mouse,Rat
Specificity	The antibody detects endogenous level of total TSHR protein.
Immunogen Type	Recombinant Protein
Immunogen Description	Recombinant protein of human TSHR.
Target Name	TSHR
Other Names	LGR3; CHNG1; hTSHR-I;
Accession No.	Swiss-Prot#: P16473NCBI Gene ID: 7253
Uniprot	P16473
GeneID	7253;
SDS-PAGE MW	86kd
Concentration	1.0mg/ml
Formulation	Supplied at 1.0mg/mL in phosphate buffered saline (without Mg ²⁺ and Ca ²⁺), pH 7.4, 150mM NaCl, 0.02% sodium azide and 50% glycerol.
Storage	Store at -20°C

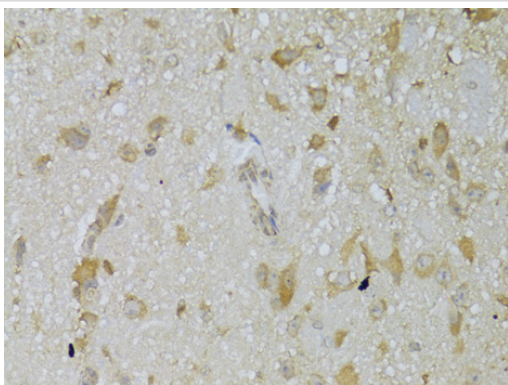
Application Details

WB 1:500 - 1:2000IHC 1:50 - 1:200

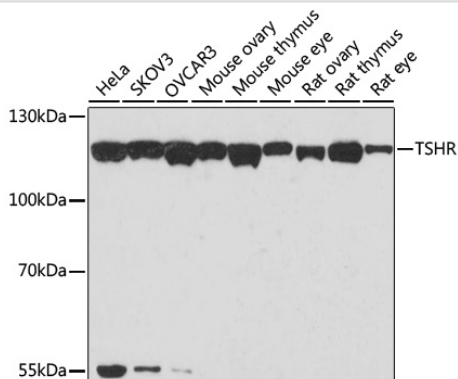
Images



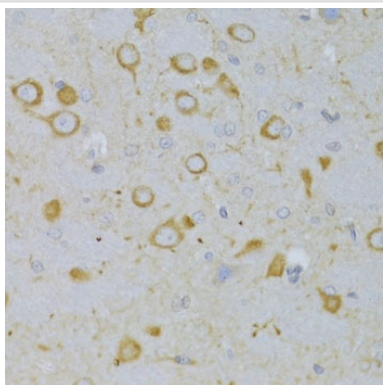
Immunohistochemistry of paraffin-embedded rat brain using TSHR at dilution of 1:100 (40x lens).



Immunohistochemistry of paraffin-embedded mouse brain using TSHR at dilution of 1:100 (40x lens).



Western blot analysis of extracts of various cell lines, using TSHR at 1:1000 dilution.



Immunohistochemistry of paraffin-embedded rat brain using TSHR at dilution of 1:100 (40x lens).

Background

The protein encoded by this gene is a membrane protein and a major controller of thyroid cell metabolism. The encoded protein is a receptor for thyrotropin and thyrostimulin, and its activity is mediated by adenylate cyclase. Defects in this gene are a cause of several types of hyperthyroidism. Three transcript variants encoding different isoforms have been found for this gene.

Note: This product is for in vitro research use only