

Slap antibody

Catalog No: #22492



Orders: [order@signalwayantibody.com](mailto:order@signalwayantibody.com)  
Support: [tech@signalwayantibody.com](mailto:tech@signalwayantibody.com)

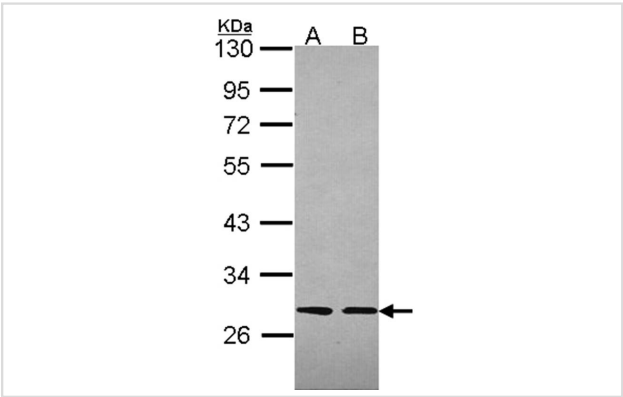
Description

Product Name	Slap antibody
Host Species	Rabbit
Clonality	Polyclonal
Purification	Purified by antigen-affinity chromatography.
Applications	WB IF
Species Reactivity	Hu
Immunogen Type	Recombinant protein
Immunogen Description	Recombinant protein fragment contain a sequence corresponding to a region within amino acids 1 and 248 of Slap
Target Name	Slap
Accession No.	Swiss-Prot:Q13239Gene ID:6503
Uniprot	Q13239
GeneID	6503;
Concentration	0.9mg/ml
Formulation	Supplied in 0.1M Tris-buffered saline with 20% Glycerol (pH7.0). 0.01% Thimerosal was added as a preservative.
Storage	Store at -20°C for long term preservation (recommended). Store at 4°C for short term use.

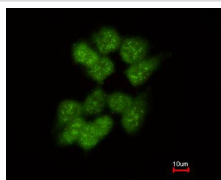
Application Details

Predicted MW: 31kd  
Western blotting: 1:500-1:3000  
Immunofluorescence: 1:100-1:200

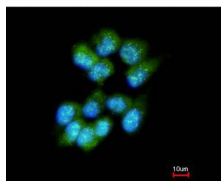
Images



Sample (30 ug of whole cell lysate)  
A: 293T  
B: A431  
12% SDS PAGE  
Primary antibody diluted at 1: 2000



Costained with Hoechst 33342



Immunofluorescence analysis of methanol-fixed A431, using Slap antibody at 1: 200 dilution.

## Background

Adapter protein, which negatively regulates T-cell receptor (TCR) signaling. Inhibits T-cell antigen-receptor induced activation of nuclear factor of activated T-cells. Involved in the negative regulation of positive selection and mitosis of T-cells. May act by linking signaling proteins such as ZAP70 with CBL, leading to a CBL dependent degradation of signaling proteins.

Note: This product is for in vitro research use only