

IPMK antibody

Catalog No: #22522



Orders: order@signalwayantibody.com
Support: tech@signalwayantibody.com

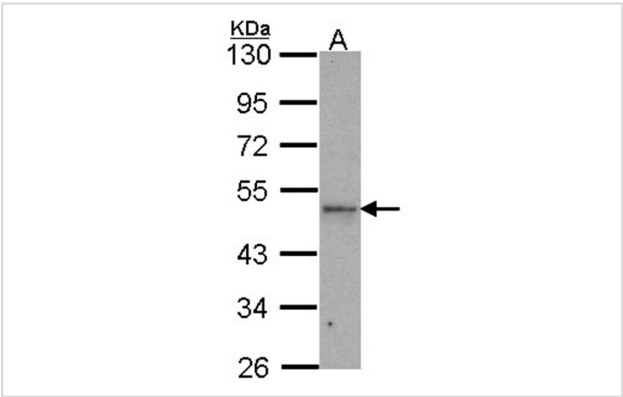
Description

Product Name	IPMK antibody
Host Species	Rabbit
Clonality	Polyclonal
Purification	Purified by antigen-affinity chromatography.
Applications	WB IF
Species Reactivity	Hu
Immunogen Type	Recombinant Protein
Immunogen Description	Recombinant protein fragment contain a sequence corresponding to a region within amino acids 26 and 265 of IPMK
Target Name	IPMK
Accession No.	Swiss-Prot:Q8NFU5Gene ID:253430
Uniprot	Q8NFU5
GeneID	253430;
Concentration	0.84 mg/ml
Formulation	Supplied in 0.1M Tris-buffered saline with 10% Glycerol (pH7.0). 0.01% Thimerosal was added as a preservative.
Storage	Store at -20°C for long term preservation (recommended). Store at 4°C for short term use.

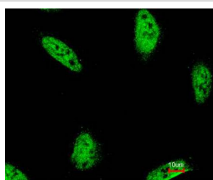
Application Details

Predicted MW: 47kd
Western blotting: 1:500-1:3000
Immunofluorescence: 1:100-1:200

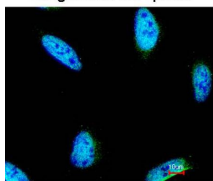
Images



Sample (30 ug of whole cell lysate)
A: H1299
10% SDS PAGE
IPMK antibody diluted at 1: 1000



Merged with DNA probe



Immunofluorescence analysis of paraformaldehyde-fixed HeLa, using IPMK antibody at 1: 200 dilution.

Note: This product is for in vitro research use only