

HSPA6 antibody

Catalog No: #22523

Orders: order@signalwayantibody.comSupport: tech@signalwayantibody.com

Description

Product Name	HSPA6 antibody
Host Species	Rabbit
Clonality	Polyclonal
Purification	Purified by antigen-affinity chromatography.
Applications	WB IHC IF
Species Reactivity	Hu
Immunogen Type	Recombinant protein
Immunogen Description	Recombinant protein fragment contain a sequence corresponding to a region within amino acids 377 and 598 of HSPA6
Target Name	HSPA6
Accession No.	Swiss-Prot:P17066Gene ID:3310
Uniprot	P17066
GeneID	3310;
Concentration	1mg/ml
Formulation	Supplied in 0.1M Tris-buffered saline with 10% Glycerol (pH7.0). 0.01% Thimerosal was added as a preservative.
Storage	Store at -20°C for long term preservation (recommended). Store at 4°C for short term use.

Application Details

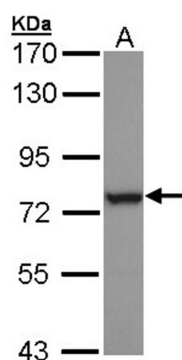
Predicted MW: 71kd

Western blotting: 1:500-1:3000

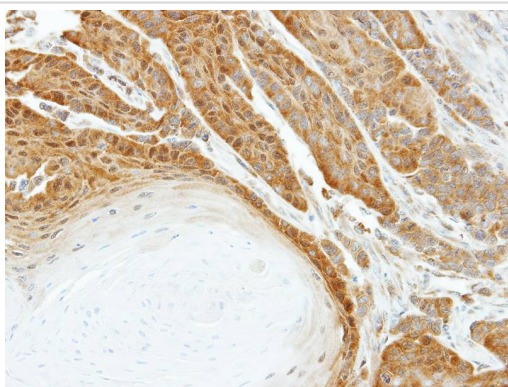
Immunohistochemistry: 1:50-1:500

Immunofluorescence: 1:100-1:200

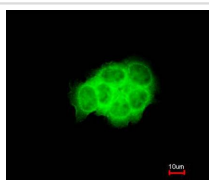
Images



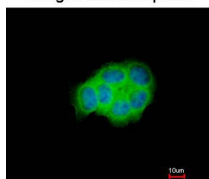
Sample (30 ug of whole cell lysate)
A: H1299
7.5% SDS PAGE
Primary antibody diluted at 1: 1000



Immunohistochemical analysis of paraffin-embedded SG xenograft, using HSPA6 antibody at 1: 500 dilution.



Merged with DNA probe



Immunofluorescence analysis of paraformaldehyde-fixed A431, using HSPA6 antibody at 1: 200 dilution.

Note: This product is for in vitro research use only