

MYBPC2 antibody

Catalog No: #22530

Orders: order@signalwayantibody.comSupport: tech@signalwayantibody.com

Description

Product Name	MYBPC2 antibody
Host Species	Rabbit
Clonality	Polyclonal
Purification	Purified by antigen-affinity chromatography.
Applications	WB IF
Species Reactivity	Hu
Immunogen Type	Recombinant protein
Immunogen Description	Recombinant protein fragment contain a sequence corresponding to a region within amino acids 411 and 699 of MYBPC2
Target Name	MYBPC2
Accession No.	Swiss-Prot:Q14324Gene ID:4606
Uniprot	Q14324
GeneID	4606;
Concentration	0.9mg/ml
Formulation	Supplied in 0.1M Tris-buffered saline with 10% Glycerol (pH7.0). 0.01% Thimerosal was added as a preservative.
Storage	Store at -20°C for long term preservation (recommended). Store at 4°C for short term use.

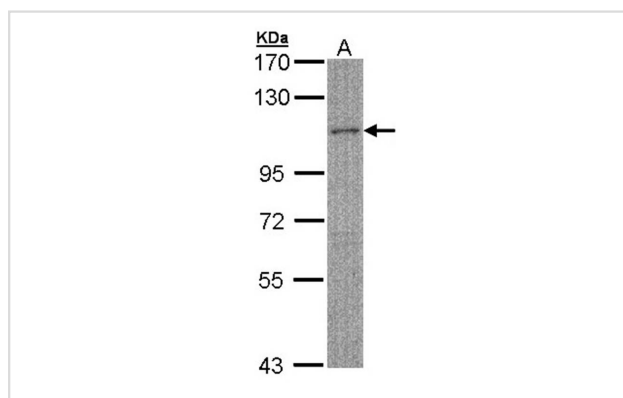
Application Details

Predicted MW: 128kd

Western blotting: 1:500-1:3000

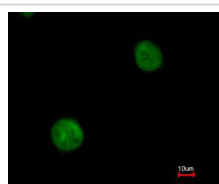
Immunofluorescence: 1:100-1:200

Images

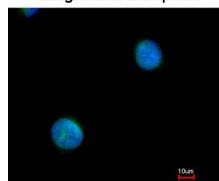


Sample (30 ug of whole cell lysate)
A: HeLa S3
7.5 % SDS PAGE
Primary antibody diluted at 1: 500

Immunofluorescence analysis of paraformaldehyde-fixed HeLa, using MYBPC2 antibody at 1: 200 dilution.



Merged with DNA probe



Note: This product is for in vitro research use only