

Cytochrome P450 4A11 antibody

Catalog No: #22646

Orders: order@signalwayantibody.comSupport: tech@signalwayantibody.com

Description

Product Name	Cytochrome P450 4A11 antibody
Host Species	Rabbit
Clonality	Polyclonal
Purification	Purified by antigen-affinity chromatography.
Applications	WB IHC IF
Species Reactivity	Hu
Immunogen Type	Recombinant protein
Immunogen Description	Recombinant protein fragment contain a sequence corresponding to a region within amino acids 48 and 286 of Cytochrome P450 4A11
Target Name	Cytochrome P450 4A11
Other Names	CP4Y
Accession No.	Swiss-Prot:Q02928Gene ID:1579
Uniprot	Q02928
GeneID	1579;
Concentration	0.6mg/ml
Formulation	Supplied in 0.1M Tris-buffered saline with 10% Glycerol (pH7.0). 0.01% Thimerosal was added as a preservative.
Storage	Store at -20°C for long term preservation (recommended). Store at 4°C for short term use.

Application Details

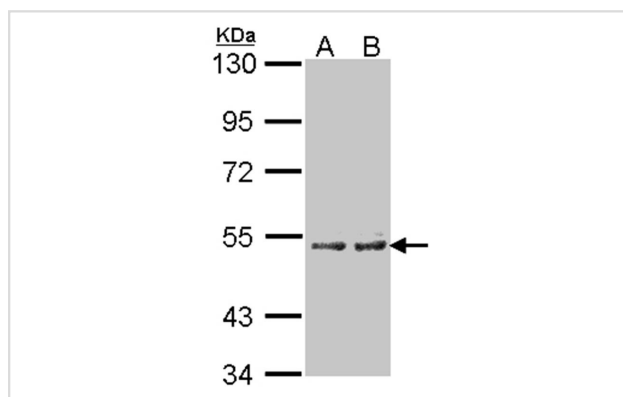
Predicted MW: 59kd

Western blotting: 1:500-1:3000

Immunohistochemistry: 1:100-1:250

Immunofluorescence: 1:100-1:200

Images



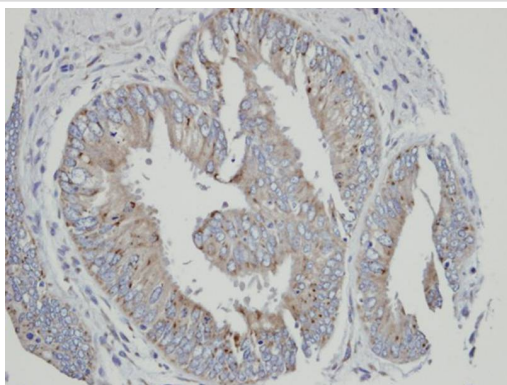
Sample(30 ug of whole cell lysate)

A: A431

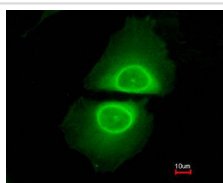
B: H1299

7.5% SDS PAGE

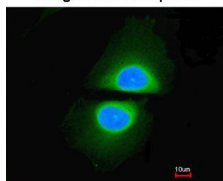
Primary antibody diluted at 1: 100



Immunohistochemical analysis of paraffin-embedded mixed OVCA, using CYP4A11 antibody at 1: 100 dilution.



Merged with DNA probe



Immunofluorescence analysis of paraformaldehyde-fixed HeLa, using Cytochrome P450 4A11 antibody at 1: 200 dilution.

Background

This gene encodes a member of the cytochrome P450 superfamily of enzymes. The cytochrome P450 proteins are monooxygenases which catalyze many reactions involved in drug metabolism and synthesis of cholesterol, steroids and other lipids. This protein localizes to the endoplasmic reticulum and hydroxylates medium-chain fatty acids such as laurate and myristate. [provided by RefSeq]

Note: This product is for in vitro research use only