

PCDH9 Antibody

Catalog No: #48425



Package Size: #48425-1 50ul #48425-2 100ul

Orders: [order@signalwayantibody.com](mailto:order@signalwayantibody.com)  
Support: [tech@signalwayantibody.com](mailto:tech@signalwayantibody.com)

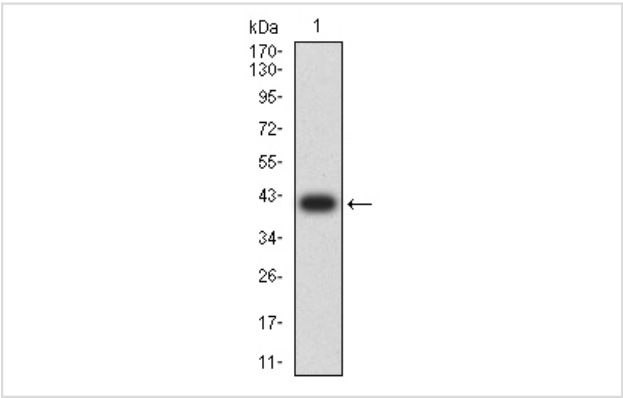
Description

Product Name	PCDH9 Antibody
Host Species	Mouse
Clonality	Monoclonal
Clone No.	A2-G3
Purification	ProA affinity purified
Applications	WB, ICC, FC
Species Reactivity	Hu
Immunogen Description	Recombinant protein
Other Names	PCDH9 antibody PCDH9_HUMAN antibody Protocadherin-9 antibody
Accession No.	Swiss-Prot#:Q9HC56
Uniprot	Q9HC56
GeneID	5101;
Calculated MW	136 kDa
Formulation	1*TBS (pH7.4), 1%BSA, 40%Glycerol. Preservative: 0.05% Sodium Azide.
Storage	Store at -20°C

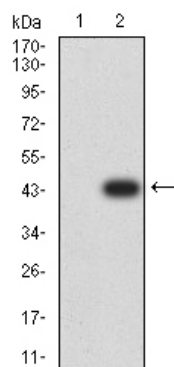
Application Details

WB: 1:500-1:2,000 ICC: 1:50-1:200FC: 1:100-1:200

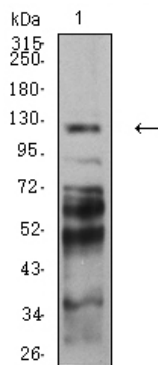
Images



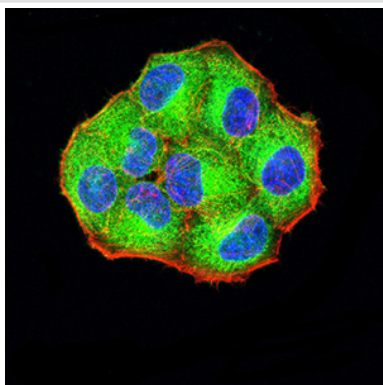
Western blot analysis of PCDH9 on human PCDH9 recombinant protein using anti-PCDH9 antibody at 1/1,000 dilution.



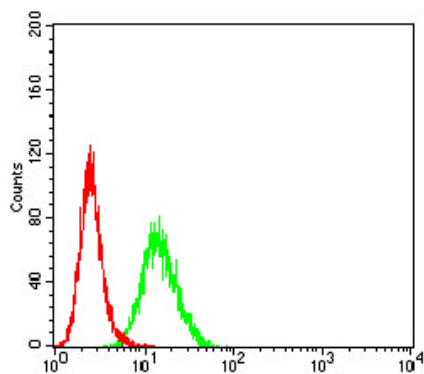
Western blot analysis of PCDH9 on HEK293 (1) and PCDH9-hlgGfc transfected HEK293 (2) cell lysate using anti-PCDH9 antibody at 1/1,000 dilution.



Western blot analysis of PCDH9 on C6 cell lysate using anti-PCDH9 antibody at 1/1,000 dilution.



ICC staining PCDH9 (green) and Actin filaments (red) in HeLa cells. The nuclear counter stain is DAPI (blue). Cells were fixed in paraformaldehyde, permeabilised with 0.25% Triton X100/PBS.



Flow cytometric analysis of HeLa cells with PCDH9 antibody at 1/100 dilution (green) compared with an unlabelled control (cells without incubation with primary antibody; red).

## Background

Potential calcium-dependent cell-adhesion protein. This gene encodes a member of the protocadherin family, and cadherin superfamily, of transmembrane proteins containing cadherin domains. These proteins mediate cell adhesion in neural tissues in the presence of calcium. The encoded protein may be involved in signaling at neuronal synaptic junctions. Sharing a characteristic with other protocadherin genes, this gene has a notably large exon that encodes multiple cadherin domains and a transmembrane region. Alternatively spliced transcript variants encoding distinct isoforms have been found for this gene.

## References

---

Note: This product is for in vitro research use only