

GPNMB Antibody

Catalog No: #48438



Package Size: #48438-1 50ul #48438-2 100ul

Orders: order@signalwayantibody.com
Support: tech@signalwayantibody.com

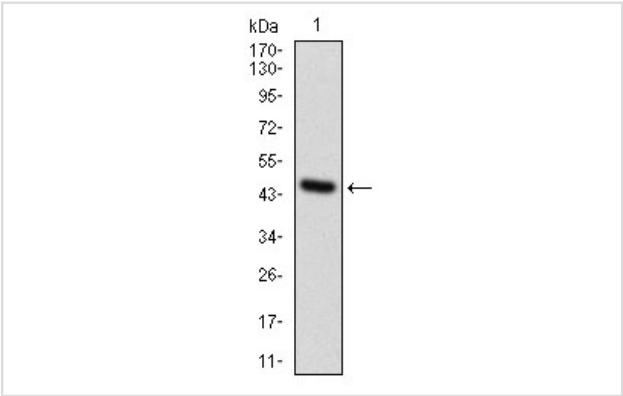
Description

Product Name	GPNMB Antibody
Host Species	Mouse
Clonality	Monoclonal
Clone No.	E5-C10
Purification	ProA affinity purified
Applications	WB, IHC
Species Reactivity	Hu
Immunogen Description	Recombinant protein
Other Names	Glycoprotein (transmembrane) nmb antibody Glycoprotein nmb antibody Glycoprotein nmb like protein antibody Gpnmb antibody GPNMB_HUMAN antibody HGFIN antibody NMB antibody Osteoactivin antibody Transmembrane glycoprotein antibody Transmembrane glycoprotein HGFIN antibody Transmembrane glycoprotein NMB antibody
Accession No.	Swiss-Prot#:Q14956
Uniprot	Q14956
GeneID	10457;
Calculated MW	64 kDa
Formulation	1*TBS (pH7.4), 1%BSA, 40%Glycerol. Preservative: 0.05% Sodium Azide.
Storage	Store at -20°C

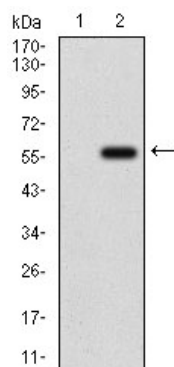
Application Details

WB: 1:500 IHC: 1:100-1:200

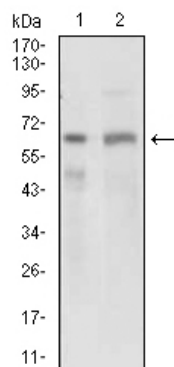
Images



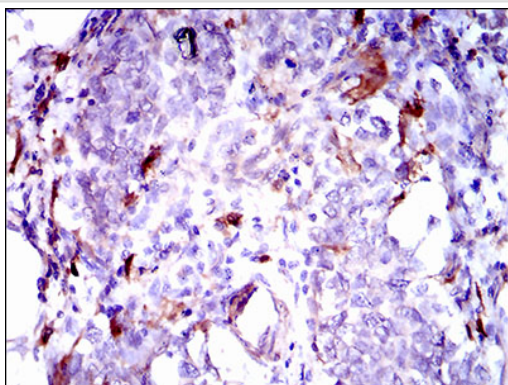
Western blot analysis of GPNMB on human GPNMB recombinant protein using anti-GPNMB antibody at 1/1,000 dilution.



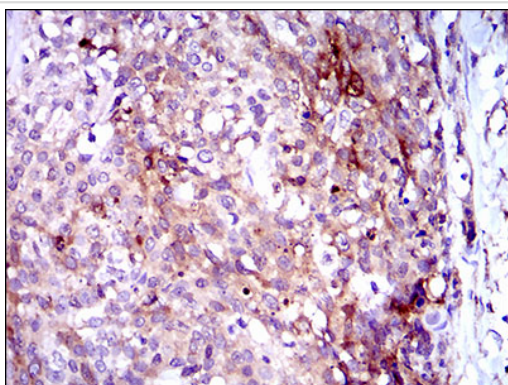
Western blot analysis of GPNMB on HEK293 (1) and GPNMB-hlgGfc transfected HEK293 (2) cell lysate using anti-GPNMB antibody at 1/1,000 dilution.



Western blot analysis of GPNMB on PANC-1 and PC-3 cell lysate using anti-GPNMB antibody at 1/1,000 dilution.



Immunohistochemical analysis of paraffin-embedded human breast cancer tissue using anti-GPNMB antibody. Counter stained with hematoxylin.



Immunohistochemical analysis of paraffin-embedded human esophagus cancer tissue using anti-GPNMB antibody. Counter stained with hematoxylin.

Background

Transmembrane glycoprotein NMB (GPNMB), also designated hematopoietic growth factor inducible neurokinin-1 (HGFIN), is a single-pass type I membrane protein. Belonging to the Pmel-17/NMB family of proteins, GPNMB acts as a melanogenic enzyme. GPNMB expression is not restricted to cells of melanocytic lineage and is highest in poorly metastatic melanoma cell lines. There is no expression of GPNMB in highly metastatic melanoma cell lines. GPNMB may play a important role in lymphohematopoietic stem cell maturation.

References

Note: This product is for in vitro research use only