

# Glucocorticoid Receptor Rabbit mAb

Catalog No: #49325



Package Size: #49325-1 50ul #49325-2 100ul

Orders: [order@signalwayantibody.com](mailto:order@signalwayantibody.com)  
Support: [tech@signalwayantibody.com](mailto:tech@signalwayantibody.com)

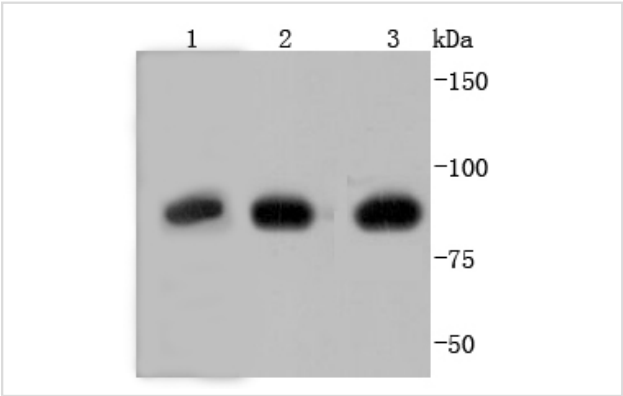
## Description

Product Name	Glucocorticoid Receptor Rabbit mAb
Host Species	Recombinant Rabbit
Clonality	Monoclonal antibody
Clone No.	JF0952
Purification	ProA affinity purified
Applications	WB, FC
Species Reactivity	Hu, Ms, Rt, zebrafish
Immunogen Description	recombinant protein
Other Names	GCCR antibody GCR antibody GCR_HUMAN antibody GCRST antibody glucocorticoid nuclear receptor variant 1 antibody Glucocorticoid receptor antibody GR antibody GRL antibody Gr1 antibody nr3c1 antibody Nuclear receptor subfamily 3 group C member 1 antibody nuclear receptor subfamily 3, group C, member 1 (glucocorticoid receptor) antibody
Accession No.	Swiss-Prot#:P04150
Uniprot	P04150
GeneID	2908;
Calculated MW	86 kDa
Formulation	1*TBS (pH7.4), 1%BSA, 40%Glycerol. Preservative: 0.05% Sodium Azide.
Storage	Store at -20°C

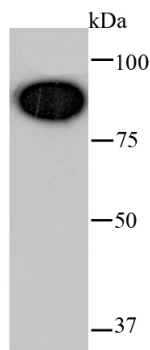
## Application Details

WB: 1:1,000-5,000FC: 1:50-1:100

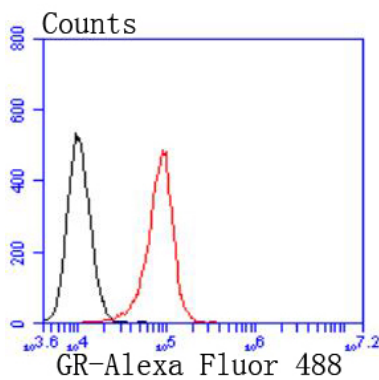
## Images



Western blot analysis of Glucocorticoid Receptor on different lysates using anti-Glucocorticoid Receptor antibody at 1/1,000 dilution. Positive control:  
Lane 1: zebrafish  
Lane 2: A549  
Lane 3: HepG2



Western blot analysis of Glucocorticoid Receptor on hybrid fish (crucian-carp) heart tissue lysate using anti-Glucocorticoid Receptor antibody at 1/500 dilution.



Flow cytometric analysis of NIH/3T3 cells with Glucocorticoid Receptor antibody at 1/50 dilution (red) compared with an unlabelled control (cells without incubation with primary antibody; black). Alexa Fluor 488-conjugated goat anti rabbit IgG was used as the secondary antibody

## Background

The glucocorticoid receptor (GR) is a ubiquitously expressed transcription factor that mediates the effects of glucocorticoids. The most abundant isoform is GR  $\alpha$ . GR induces or represses the expression of genes in response to glucocorticoids, mediating such processes as apoptosis, cell growth and differentiation. A significant class of genes suppressed by GR is controlled by the transcription factor AP-1. GR has also been shown to be the limiting factor in the induction of gene expression by glucocorticoids. It has been revealed that GR forms a complex with HSP 90, rendering the non-ligand bound receptor transcriptionally inactive. More importantly, mutant GRs lacking the signaling domain remain constitutively active.

## References

Note: This product is for in vitro research use only