

FGF21 Rabbit mAb

Catalog No: #49516



Package Size: #49516-1 50ul #49516-2 100ul

Orders: order@signalwayantibody.com
Support: tech@signalwayantibody.com

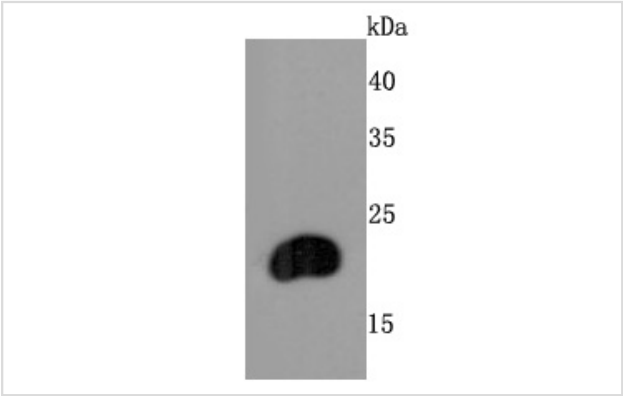
Description

Product Name	FGF21 Rabbit mAb
Host Species	Recombinant Rabbit
Clonality	Monoclonal antibody
Clone No.	JA10-97
Purification	ProA affinity purified
Applications	WB, IHC
Species Reactivity	Hu, Ms, Rt
Immunogen Description	recombinant protein
Other Names	FGF 21 antibody FGF-21 antibody Fgf21 antibody FGF21_HUMAN antibody FGFL antibody Fibroblast growth factor 21 antibody PRO10196 antibody UNQ3115 antibody
Accession No.	Swiss-Prot#:Q9NSA1
Uniprot	Q9NSA1
GeneID	26291;
Calculated MW	22 kDa
Formulation	1*TBS (pH7.4), 1%BSA, 40%Glycerol. Preservative: 0.05% Sodium Azide.
Storage	Store at -20°C

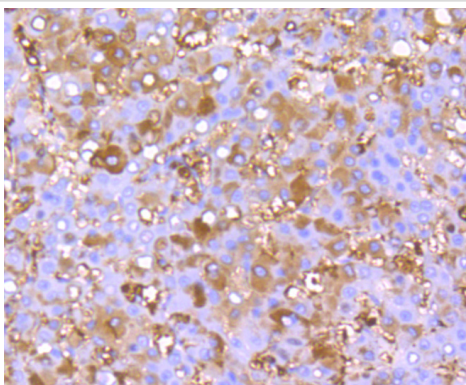
Application Details

WB: 1:1,000-5,000IHC: 1:50-1:200

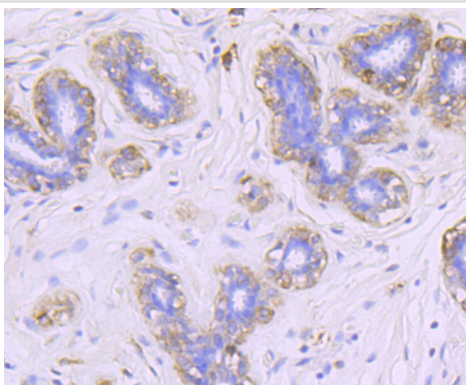
Images



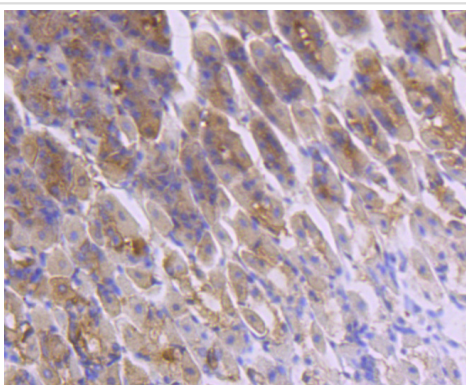
Western blot analysis of FGF21 on rat liver cells lysates using anti-FGF21 antibody at 1/1,000 dilution.



Immunohistochemical analysis of paraffin-embedded human liver cancer tissue using anti-FGF21 antibody. Counter stained with hematoxylin.



Immunohistochemical analysis of paraffin-embedded human breast tissue using anti-FGF21 antibody. Counter stained with hematoxylin.



Immunohistochemical analysis of paraffin-embedded mouse stomach tissue using anti-FGF21 antibody. Counter stained with hematoxylin.

Background

Fibroblast growth factor-1 (FGF-1), also designated acidic FGF, and fibroblast growth factor-2 (FGF-2), also designated basic FGF, are members of a family of growth factors that stimulate proliferation of cells of mesenchymal, epithelial and neuroectodermal origin. Additional members of the FGF family include the oncogenes FGF-3 (Int2) and FGF-4 (hst/Kaposi), FGF-5, FGF-6, FGF-7 (KGF), FGF-8 (AIGF), FGF-9 (GAF) and FGF-10-FGF-23. Members of the FGF family share 30-55% amino acid sequence identity and similar gene structure and are capable of transforming cultured cells when overexpressed in transfected cells. Cellular receptors for FGFs are members of a second multigene family including four tyrosine kinases, designated Flg (FGFR-1), Bek (FGFR-L), TKF and FGFR-3.

References

Note: This product is for in vitro research use only