

RRM1 Rabbit mAb

Catalog No: #49853



Package Size: #49853-1 50ul #49853-2 100ul

Orders: order@signalwayantibody.com
Support: tech@signalwayantibody.com


Description

Product Name	RRM1 Rabbit mAb
Host Species	Recombinant Rabbit
Clonality	Monoclonal antibody
Clone No.	JB09-43
Purification	ProA affinity purified
Applications	WB,IHC,FC,IP
Species Reactivity	Hu, Ms
Immunogen Description	Recombinant protein
Other Names	R1 antibody Ribonucleoside diphosphate reductase large subunit antibody Ribonucleoside diphosphate reductase M1 chain antibody Ribonucleoside diphosphate reductase subunit M1 antibody Ribonucleoside reductase, large subunit antibody Ribonucleoside-diphosphate reductase large subunit antibody Ribonucleoside-diphosphate reductase subunit M1 antibody Ribonucleotide reductase large chain antibody Ribonucleotide reductase large subunit antibody Ribonucleotide reductase M1 antibody Ribonucleotide reductase M1 polypeptide antibody Ribonucleotide reductase R1 subunit antibody Ribonucleotide reductase, M1 subunit antibody RIR 1 antibody RIR1 antibody RIR1_HUMAN antibody RR 1 antibody RR1 antibody RRM 1 antibody RRM1 antibody
Accession No.	Swiss-Prot#:P23921
Uniprot	P23921
GeneID	6240;
Calculated MW	90 kDa
Formulation	1*TBS (pH7.4), 1%BSA, 40%Glycerol. Preservative: 0.05% Sodium Azide.
Storage	Store at -20°C

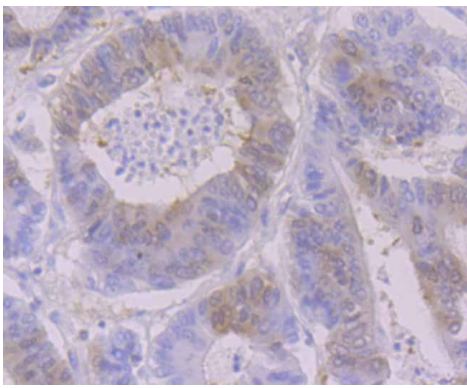
Application Details

WB: 1:500-1:2,000 IHC: 1:50-1:100IP1:10-1:50FC: 1:50-1:100

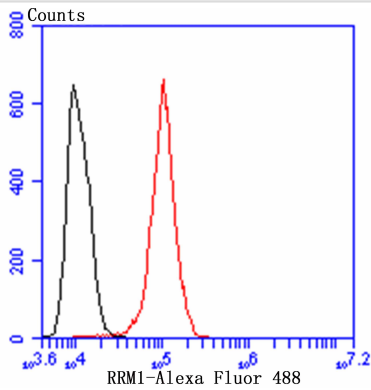
Images



Western blot analysis of RRM1 on mouse thymus tissue (1) and A431 cell (2) lysate using anti-RRM1 antibody at 1/500 dilution.



Immunohistochemical analysis of paraffin-embedded human colon tissue using anti-RRM1 antibody. Counter stained with hematoxylin.



Flow cytometric analysis of A431 cells with RRM1 antibody at 1/50 dilution (blue) compared with an unlabelled control (cells without incubation with primary antibody; red). Alexa Fluor 488-conjugated goat anti-rabbit IgG was used as the secondary antibody.

Background

Provides the precursors necessary for DNA synthesis. Catalyzes the biosynthesis of deoxyribonucleotides from the corresponding ribonucleotides. Belongs to the ribonucleoside diphosphate reductase large chain family. Contains 1 ATP-cone domain.

References

Note: This product is for in vitro research use only