

MGEA5 Rabbit mAb

Catalog No: #49964



Package Size: #49964-1 50ul #49964-2 100ul

Orders: order@signalwayantibody.com

Support: tech@signalwayantibody.com

Description

Product Name	MGEA5 Rabbit mAb
Clone No.	JG40-05
Purification	Affinity-chromatography
Applications	WB;IHC;IP
Species Reactivity	Hu
Immunogen Description	A synthesized peptide derived from human MGEA5
Other Names	Beta-hexosaminidase antibody Beta-N-acetylglucosaminidase antibody Beta-N-acetylhexosaminidase antibody Bifunctional protein NCOAT antibody HEXC antibody Hyaluronidase in meningioma antibody KIAA0679 antibody MEA5 antibody Meningioma expressed antigen 5 antibody Meningioma-expressed antigen 5 antibody MGEA 5 antibody Mgea5 antibody N-acetyl-beta-D-glucosaminidase antibody N-acetyl-beta-glucosaminidase antibody NCOAT antibody Nuclear cytoplasmic O GlcNAcase and acetyltransferase antibody Nuclear cytoplasmic O-GlcNAcase and acetyltransferase antibody OGA antibody OGA_HUMAN antibody Protein O-GlcNAcase antibody
Accession No.	Swiss-Prot#:O60502
Uniprot	O60502
GeneID	10724;
Calculated MW	103 kDa
SDS-PAGE MW	130 kDa
Formulation	Rabbit IgG in 10mM phosphate buffered saline , pH 7.4, 150mM sodium chloride, 0.05% BSA, 0.02% sodium azide and 50% glycerol.
Storage	Store at +4°C for short term. Store at -20°C for long term. Avoid freeze/thaw cycle.

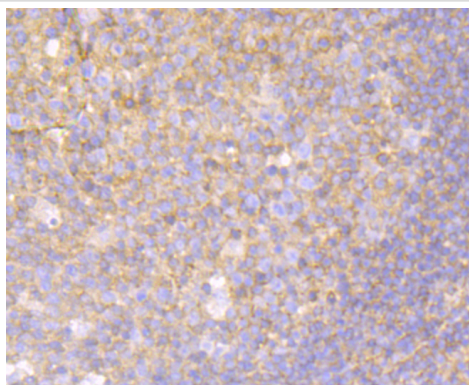
Application Details

WB 1:500-1:2000

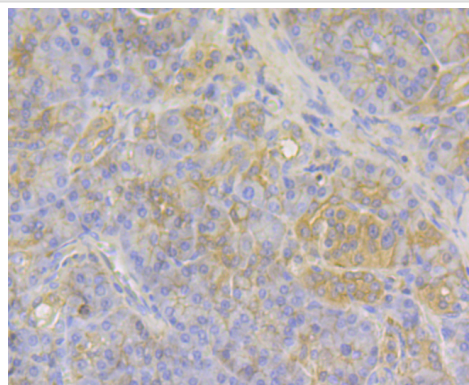
IHC 1:100-1:200

IP 1:20-1:50

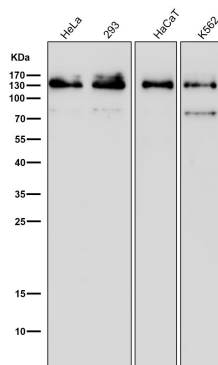
Images




Immunohistochemical analysis of paraffin-embedded human tonsil tissue using anti-MGEA5 antibody. Counter stained with hematoxylin.



Immunohistochemical analysis of paraffin-embedded human pancreas tissue using anti-MGEA5 antibody. Counter stained with hematoxylin.



All lanes use the Antibody at 1:500 dilution for 1 hour at room temperature.



Western blot analysis of MGEA5 expression in JAR cell lysate.

Background

Isoform 1: Cleaves GlcNAc but not GalNAc from O-glycosylated proteins. Isoform 3: Cleaves GlcNAc but not GalNAc from O-glycosylated proteins. Isoform 3 Cleaves GlcNAc but not GalNAc from O-glycosylated proteins.

Note: This product is for in vitro research use only