

Protein FAM110B Polyclonal Antibody

Catalog No: #42164

Orders: order@signalwayantibody.com

Support: tech@signalwayantibody.com

Description


Product Name	Protein FAM110B Polyclonal Antibody
Host Species	Rabbit
Clonality	Polyclonal
Purification	Caprylic Acid Ammonium Sulfate Precipitation purified
Applications	WB IHC
Species Reactivity	Hu Ms
Specificity	The antibody detects endogenous level of total Protein FAM110B polyclonal antibody.
Immunogen Type	protein
Immunogen Description	Recombinant human Protein FAM110B protein
Target Name	Protein FAM110B
Other Names	FAM110B C8orf72
Accession No.	Swiss-Prot#: Q8TC76
Uniprot	Q8TC76
GeneID	90362;
Calculated MW	41kd
Formulation	Preservative: 0.03% Proclin 300 Constituents: 50% Glycerol, 0.01M PBS, PH 7.4
Storage	Store at -20°C

Application Details

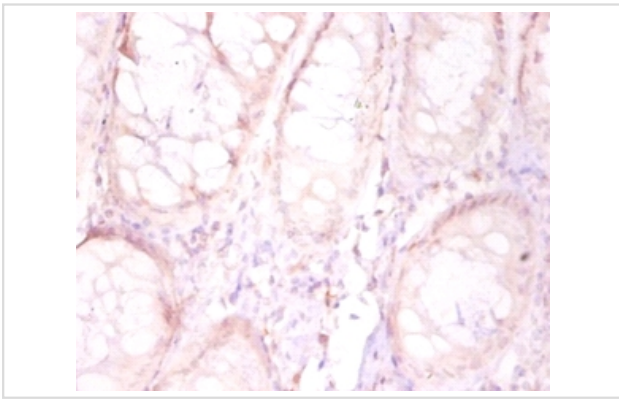
Western blotting: □1:500 - 1:1000

Immunohistochemistry: 1:20 - 1:200

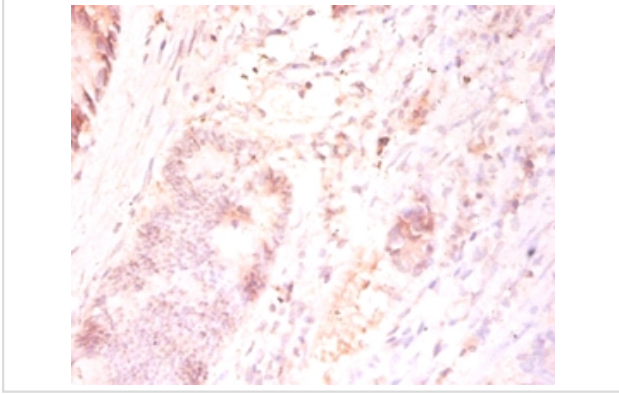
Images



All lanes:Prootein FAM110B antibody at 2ug/ml
 Lane1:mouse sexual gland tissue
 Lane2:HepG2 whole cell lysate
 Lane3:mouse spleen tissue
 Lane4:A431 whole cell lysate
 Secondary
 Goat polyclonal to Rabbit IgG at 1/10000 dilution
 Predicted band size:41kda
 Observed band size:41kda



Immunohistochemical analysis of paraffin-embedded human placenta using #42164 at dilution of 1:50.



Immunohistochemical analysis of paraffin-embedded human colorectal carcinoma using #42164 at dilution of 1:50.

Background

May be involved in tumor progression.

References

[1] "Molecular cloning and bioinformatic analysis of a novel tumor-associated gene MGC39325.Li X.-N., Li Y.-L., Liu G.-B., Ding Y.-Q. Shi Jie Hua Ren Xiao Hua Za Zhi 13:1059-1064(2005) [2]Characterization of the FAM110 gene family.Hauge H., Patzke S.

Note: This product is for in vitro research use only