

Heterogeneous nuclear ribonucleoprotein Q

Polyclonal Antibody

Catalog No: #42390

Orders: order@signalwayantibody.comSupport: tech@signalwayantibody.com

Description


Product Name	Heterogeneous nuclear ribonucleoprotein Q Polyclonal Antibody
Host Species	Rabbit
Clonality	Polyclonal
Purification	Caprylic Acid Ammonium Sulfate Precipitation purified
Applications	WB IHC
Species Reactivity	Hu
Specificity	The antibody detects endogenous level of total Heterogeneous nuclear ribonucleoprotein Q polyclonal antibody.
Immunogen Type	protein
Immunogen Description	Recombinant human Heterogeneous nuclear ribonucleoprotein Q protein
Target Name	Heterogeneous nuclear ribonucleoprotein Q
Other Names	SYNCRIP
Accession No.	Swiss-Prot#: O60506
Uniprot	O60506
GeneID	10492;
Calculated MW	69kd
Formulation	Preservative: 0.03% Proclin 300 Constituents: 50% Glycerol, 0.01M PBS, PH 7.4
Storage	Store at -20°C

Application Details

Western blotting: □ 1:500 - 1:1000

Immunohistochemistry: 1:20 - 1:200

Images



All lanes : Heterogeneous nuclear ribonucleoprotein Q antibody at 2ug/ml

Lane 1 : EC109 whole cell lysate

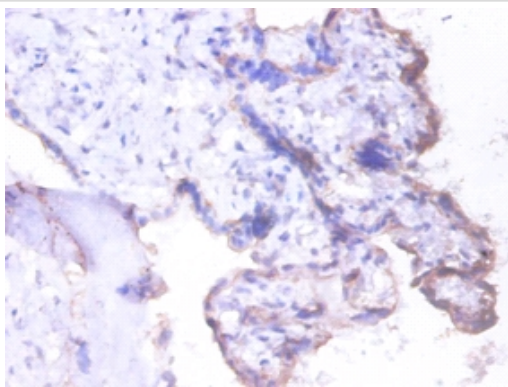
Lane 2 : 293T whole cell lysate

Secondary

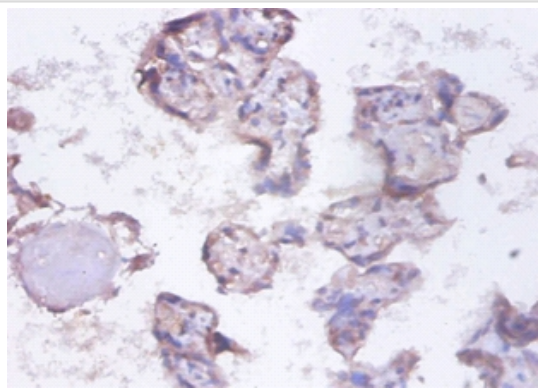
Goat polyclonal to Rabbit IgG at 1/15000 dilution

Predicted band size : 69kDa

Observed band size: 69kDa



Immunohistochemical analysis of paraffin-embedded human prostate using #42390 at dilution of 1:100.



Immunohistochemical analysis of paraffin-embedded human placenta using #42390 at dilution of 1:100.

Background

Heterogenous nuclear ribonucleoprotein (hnRNP) implicated in mRNA processing mechanisms. Component of the CRD-mediated complex that promotes MYC mRNA stability. Isoform 1, isoform 2 and isoform 3 are associated in vitro with pre-mRNA, splicing intermediates and mature mRNA protein complexes. Isoform 1 binds to apoB mRNA AU-rich sequences. Isoform 1 is part of the APOB mRNA editosome complex and may modulate the posttranscriptional C to U RNA-editing of the APOB mRNA through either by binding to A1CF (APOBEC1 complementation factor), to APOBEC1 or to RNA itself. May be involved in translationally coupled mRNA turnover. Implicated with other RNA-binding proteins in the cytoplasmic deadenylation/translational and decay interplay of the FOS mRNA mediated by the major coding-region determinant of instability (mCRD) domain. Interacts in vitro preferentially with poly(A) and poly(U) RNA sequences. Isoform 3 may be involved in cytoplasmic vesicle-based mRNA transport through interaction with synaptotagmins.

References

- [1] "A novel heterogeneous nuclear ribonucleoprotein-like protein interacts with NS1 of the minute virus of mice." Harris C.E., Boden R.A., Astell C.R.J. Virol. 73:72-80(1999) [2] "Cloning of human and mouse GRY-RBP cDNA." Du G., Pan M., Zhou Y., Chen

Note: This product is for in vitro research use only