

Interstitial collagenase Polyclonal Antibody

Catalog No: #42473

Orders: order@signalwayantibody.comSupport: tech@signalwayantibody.com

Description

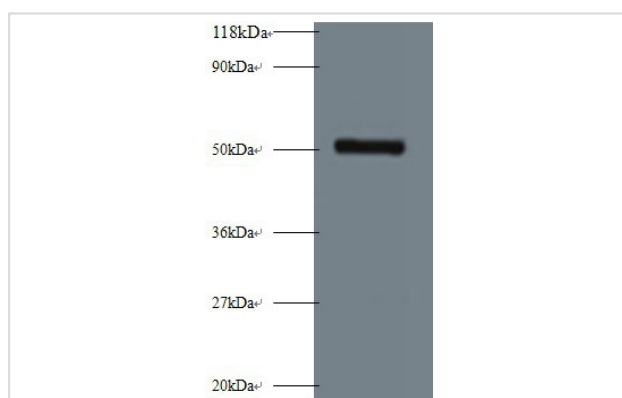
Product Name	Interstitial collagenase Polyclonal Antibody
Host Species	Rabbit
Clonality	Polyclonal
Purification	Caprylic Acid Ammonium Sulfate Precipitation purified
Applications	WB IHC
Species Reactivity	Hu
Specificity	The antibody detects endogenous level of total Interstitial collagenase polyclonal antibody.
Target Name	Interstitial collagenase
Other Names	Fibroblast collagenase, Matrix metalloproteinase-1, MMP-1
Accession No.	Swiss-Prot#: P03956
Uniprot	P03956
GeneID	4312;
Calculated MW	51kd
Formulation	Preservative: 0.03% Proclin 300 Constituents: 50% Glycerol, 0.01M PBS, PH 7.4
Storage	Store at -20°C

Application Details

Western blotting: □ 1:500 - 1:1000

Immunohistochemistry: 1:20 - 1:200

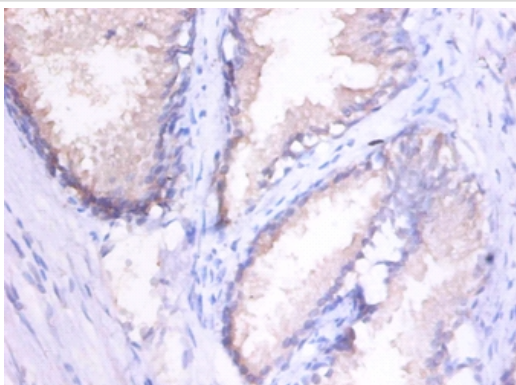
Images



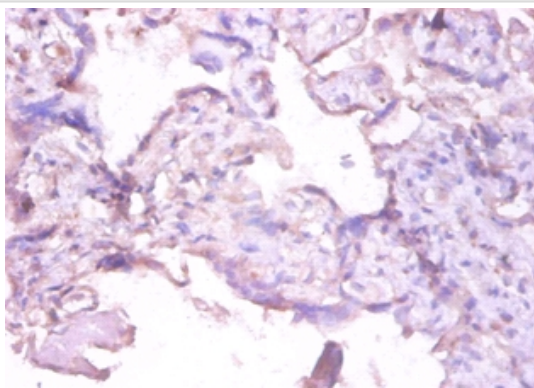
All lanes : Interstitial collagenase antibody at 2ug/ml+293T whole cell lysate

Secondary
Goat polyclonal to Rabbit IgG at 1/10000 dilution

Predicted band size : 51 kDa
Observed band size: 51 kDa



Immunohistochemical analysis of paraffin-embedded human spleen using #42473 at dilution of 1:100.



Immunohistochemical analysis of paraffin-embedded human placenta using #42473 at dilution of 1:100.

Background

Cleaves collagens of types I, II, and III at one site in the helical domain. Also cleaves collagens of types VII and X. In case of HIV infection, interacts and cleaves the secreted viral Tat protein, leading to a decrease in neuronal Tat's mediated neurotoxicity.

References

[1] "Cloning and characterization of human tumor cell interstitial collagenase." Templeton N.S., Brown P.D., Levy A.T., Margulies I.M.K., Liotta L.A., Stetler-Stevenson W.G. Cancer Res. 50:5431-5437(1990) [PubMed: 2167156] [Abstract] Cited for: NUCLEOTIDE SE

Note: This product is for in vitro research use only