

## REA antibody

Catalog No: #22802

Orders: [order@signalwayantibody.com](mailto:order@signalwayantibody.com)Support: [tech@signalwayantibody.com](mailto:tech@signalwayantibody.com)

## Description

Product Name	REA antibody
Host Species	Rabbit
Clonality	Polyclonal
Purification	Purified by antigen-affinity chromatography.
Applications	WB IHC IF
Species Reactivity	Hu
Immunogen Type	Recombinant protein
Immunogen Description	Recombinant protein fragment contain a sequence corresponding to a region within amino acids 45 and 298 of REA
Target Name	REA
Accession No.	Swiss-Prot:Q99623Gene ID:11331
Uniprot	Q99623
GeneID	11331;
Concentration	0.7mg/ml
Formulation	Supplied in 0.1M Tris-buffered saline with 20% Glycerol (pH7.0). 0.01% Thimerosal was added as a preservative.
Storage	Store at -20°C for long term preservation (recommended). Store at 4°C for short term use.

## Application Details

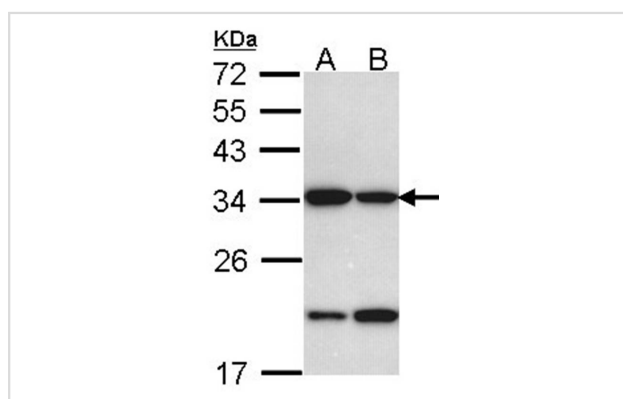
Predicted MW: 33kd

Western blotting: 1:500-1:3000

Immunohistochemistry: 1:50-1:500

Immunofluorescence: 1:100-1:200

## Images



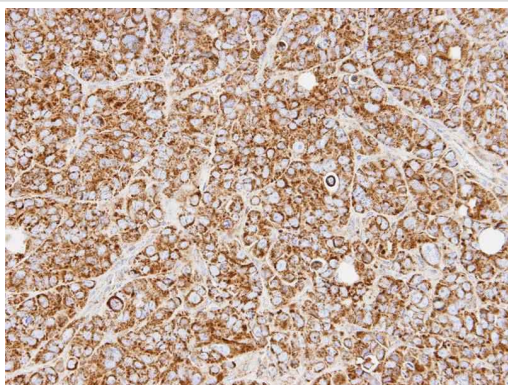
Sample (30 ug of whole cell lysate)

A: H1299

B: HeLa

10% SDS PAGE

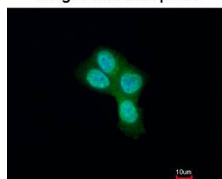
Primary antibody diluted at 1: 1000



Immunohistochemical analysis of paraffin-embedded SW480 xenograft, using Prohibitin 2 antibody at 1: 500 dilution.



Merged with DNA probe



Immunofluorescence analysis of paraformaldehyde-fixed A431, using REA antibody at 1: 200 dilution.

## Background

Acts as a mediator of transcriptional repression by nuclear hormone receptors via recruitment of histone deacetylases (By similarity). Functions as an estrogen receptor (ER)-selective coregulator that potentiates the inhibitory activities of antiestrogens and represses the activity of estrogens. Competes with NCOA1 for modulation of ER transcriptional activity. Probably involved in regulating mitochondrial respiration activity and in aging.

Note: This product is for in vitro research use only