

HPRT1 Antibody

Catalog No: #43033



Orders: order@signalwayantibody.com
Support: tech@signalwayantibody.com

Description

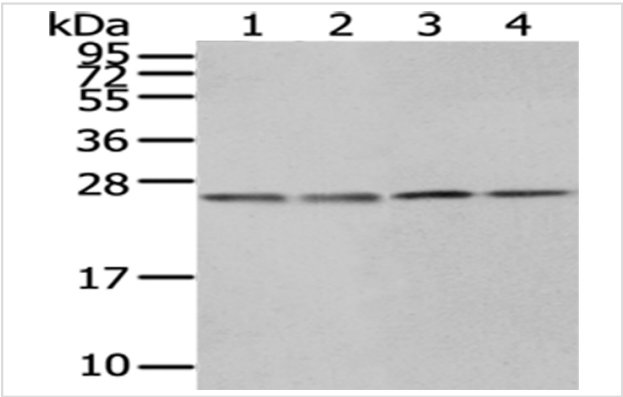
Product Name	HPRT1 Antibody
Host Species	Rabbit
Clonality	Polyclonal
Purification	Antigen affinity purification.
Applications	WB IHC
Species Reactivity	Hu
Specificity	The antibody detects endogenous levels of total HPRT1 protein.
Immunogen Type	protein
Immunogen Description	Fusion protein of human HPRT1
Target Name	HPRT1
Other Names	HPRT; HGPRT
Accession No.	Swiss-Prot#: P00492Gene ID: 3251
Uniprot	P00492
GeneID	3251;
Calculated MW	25kd
Concentration	1mg/ml
Formulation	Rabbit IgG in pH7.4 PBS, 0.05% NaN3, 40% Glycerol.
Storage	Store at -20°C

Application Details


Western blotting: 1:500-1:2000

Immunohistochemistry: 1:25-1:100

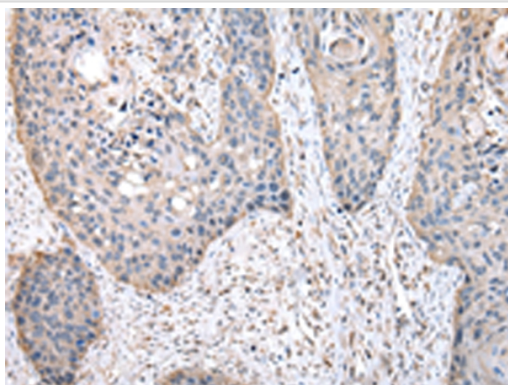
Images



Gel: 12%SDS-PAGE
Lysate: 40 µg
Lane 1-4: Hela, 231, hepg2 and A549 cell
Primary antibody: 1/400 dilution
Secondary antibody: Goat anti rabbit IgG at 1/8000 dilution
Exposure time: 20 seconds



Immunohistochemical analysis of paraffin-embedded Human prostate cancer tissue using #43033 at dilution 1/20.



Immunohistochemical analysis of paraffin-embedded Human esophagus cancer tissue using #43033 at dilution 1/20.

Background

The protein encoded by this gene is a transferase, which catalyzes conversion of hypoxanthine to inosine monophosphate and guanine to guanosine monophosphate via transfer of the 5-phosphoribosyl group from 5-phosphoribosyl 1-pyrophosphate. This enzyme plays a central role in the generation of purine nucleotides through the purine salvage pathway. Mutations in this gene result in Lesch-Nyhan syndrome or gout.

Note: This product is for in vitro research use only