

NNMT Antibody

Catalog No: #43081

Orders: order@signalwayantibody.comSupport: tech@signalwayantibody.com

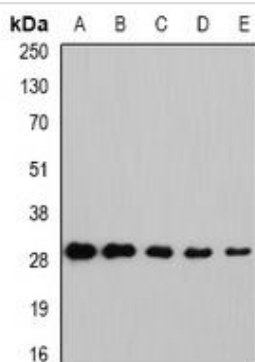
Description

Product Name	NNMT Antibody
Host Species	Rabbit
Clonality	Polyclonal
Purification	The antibody was purified by immunogen affinity chromatography.
Applications	WB, IHC, IF/IC
Species Reactivity	Hu, MsoO Rt
Specificity	The antibody detects endogenous levels of total NNMT protein.
Immunogen Description	Recombinant protein of human NNMT
Target Name	NNMT
Other Names	Nicotinamide N-methyltransferase
Accession No.	Swiss-Prot#: P40261 Gene ID: 4837
Uniprot	P40261
GeneID	4837;
Calculated MW	30kd
Concentration	1mg/ml
Formulation	Liquid in 0.42% Potassium phosphate, 0.87% Sodium chloride, pH 7.3, 30% glycerol, and 0.01% sodium azide.
Storage	Shipped at 4°C. Upon delivery aliquot and store at -20°C for one year. Avoid freeze/thaw cycles.

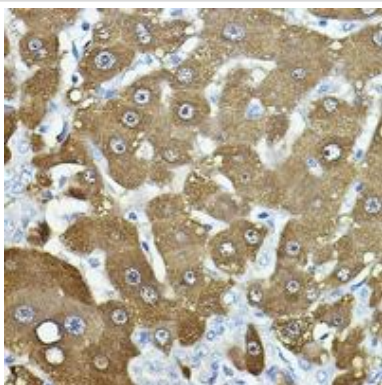
Application Details

WB 1:500 - 1:2000, IHC 1:50 - 1:200, IF/IC 1:50 - 1:200

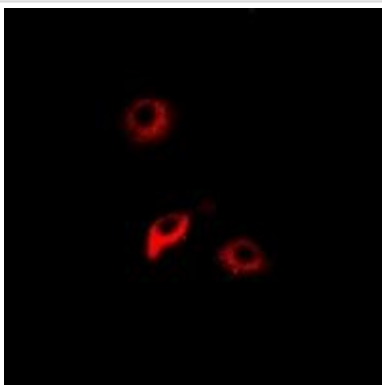
Images



Western blot analysis of NNMT expression in Hela (A), HepG2 (B), mouse brain (C), rat lung (D), rat liver (E) whole cell lysates.



Immunohistochemical analysis of NNMT staining in human liver formalin fixed paraffin embedded tissue section. The section was pre-treated using heat mediated antigen retrieval with sodium citrate buffer (pH 6.0). The section was then incubated with the antibody at room temperature and detected using an HRP conjugated compact polymer system. DAB was used as the chromogen. The section was then counterstained with haematoxylin and mounted with DPX



Immunofluorescent analysis of NNMT staining in Hela cells. Formalin-fixed cells were permeabilized with 0.1% Triton X-100 in TBS for 5-10 minutes and blocked with 3% BSA-PBS for 30 minutes at room temperature. Cells were probed with the primary antibody in 3% BSA-PBS and incubated overnight at 4 °C in a humidified chamber. Cells were washed with PBST and incubated with a DyLight 594-conjugated secondary antibody (red) in PBS at room temperature in the dark.

Background

N-methylation is one method by which drug and other xenobiotic compounds are metabolized by the liver. This gene encodes the protein responsible for this enzymatic activity which uses S-adenosyl methionine as the methyl donor.

Note: This product is for in vitro research use only