

UBE2D3 Antibody

Catalog No: #43602

Orders: order@signalwayantibody.comSupport: tech@signalwayantibody.com

Description

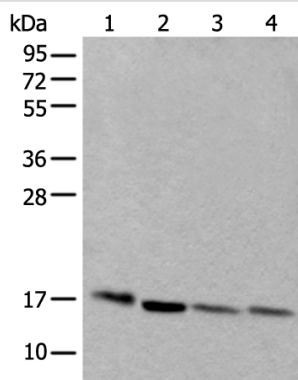
Product Name	UBE2D3 Antibody
Host Species	Rabbit
Clonality	Polyclonal
Purification	Antigen affinity purification
Applications	IHC WB
Species Reactivity	Hu Ms Rt
Specificity	The antibody detects endogenous levels of total UBE2D3 protein.
Immunogen Type	protein
Immunogen Description	Full length fusion protein
Target Name	UBE2D3
Other Names	UBC4/5; UBCH5C; E2(17)KB3
Accession No.	Swiss-Prot#: P61077NCBI Gene ID: 7323
Uniprot	P61077
GeneID	7323;
Calculated MW	17kd
Concentration	0.5mg/ml
Formulation	Rabbit IgG in pH7.4 PBS, 0.05% NaN ₃ , 40% Glycerol.
Storage	Store at -20°C

Application Details

Western blotting: 1:200-1000

Immunohistochemistry: 1: 20-100

Images



Gel: 12%SDS-PAGE

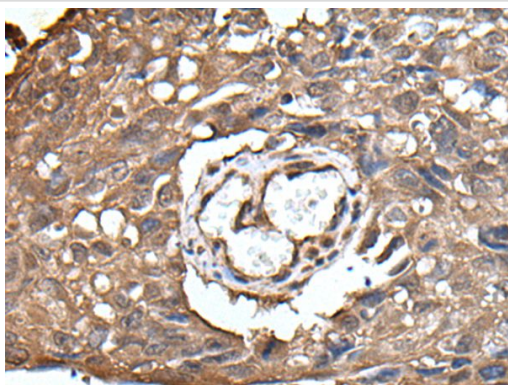
Lysate: 40 µg, Lane 1-4: Human fetal liver

tissue,293T,NIH/3T3 and Hela cell lysates,

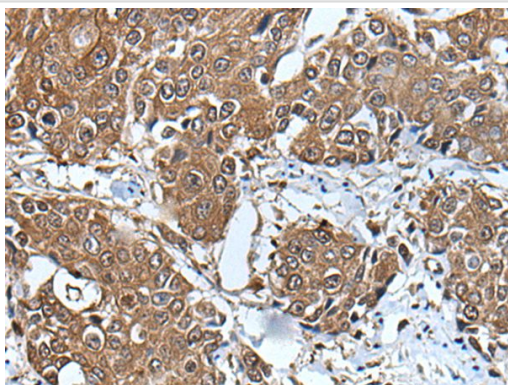
Primary antibody:UBE2D3 antibody at dilution 1/200,

Secondary antibody: Goat anti rabbit IgG at 1/8000 dilution,

Exposure time: 10 seconds



The image on the left is immunohistochemistry of paraffin-embedded Human lung cancer tissue using UBE2D3 Antibody at dilution 1/30, on the right is treated with fusion protein. (Original magnification: x200)



The image on the left is immunohistochemistry of paraffin-embedded Human prostate cancer tissue using UBE2D3 Antibody at dilution 1/30, on the right is treated with fusion protein. (Original magnification: x200)

Background

The modification of proteins with ubiquitin is an important cellular mechanism for targeting abnormal or short-lived proteins for degradation. Ubiquitination involves at least three classes of enzymes: ubiquitin-activating enzymes, or E1s, ubiquitin-conjugating enzymes, or E2s, and ubiquitin-protein ligases, or E3s. This gene encodes a member of the E2 ubiquitin-conjugating enzyme family. This enzyme functions in the ubiquitination of the tumor-suppressor protein p53, which is induced by an E3 ubiquitin-protein ligase. Multiple spliced transcript variants have been found for this gene, but the full-length nature of some variants has not been determined.?

Note: This product is for in vitro research use only