

Collagen III antibody

Catalog No: #22894



Orders: order@signalwayantibody.com
Support: tech@signalwayantibody.com

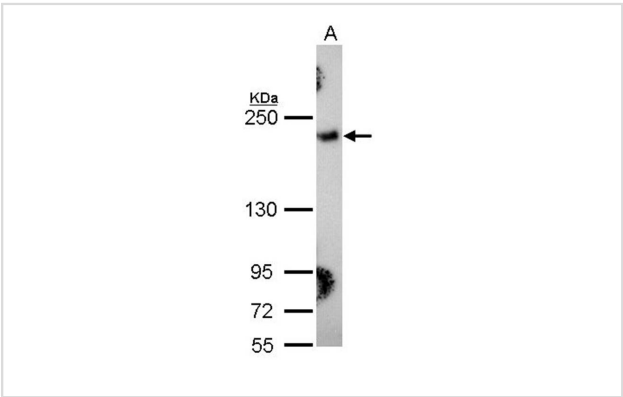
Description

Product Name	Collagen III antibody
Host Species	Rabbit
Clonality	Polyclonal
Purification	Purified by antigen-affinity chromatography.
Applications	WB IHC IF
Species Reactivity	Hu
Immunogen Type	Recombinant Protein
Immunogen Description	Recombinant protein fragment contain a sequence corresponding to a region within amino acids 1197 and 1389 of Human COL3A1
Target Name	Collagen III
Accession No.	Swiss-Prot:P02461Gene ID:1281
Uniprot	P02461
GeneID	1281;
Concentration	0.67mg/ml
Formulation	Supplied in 0.1M Tris-buffered saline with 10% Glycerol (pH7.0). 0.01% Thimerosal was added as a preservative.
Storage	Store at -20°C for long term preservation (recommended). Store at 4°C for short term use.

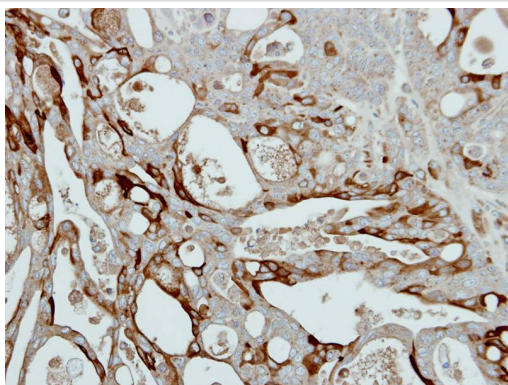
Application Details

Predicted MW: 139kd
Western blotting: 1:500-1:3000
Immunohistochemistry: 1:50-1:500
Immunofluorescence: 1:100-1:200

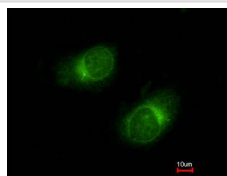
Images



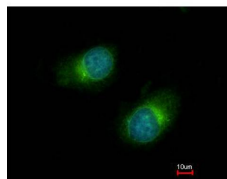
Sample (30 ug of whole cell lysate)
A: HeLa
5% SDS PAGE
Primary antibody diluted at 1: 1000



Immunohistochemical analysis of paraffin-embedded NCIN87 xenograft, using Collagen III alpha1 antibody at 1: 500 dilution.



Costained with Hoechst 33342



Immunofluorescence analysis of methanol-fixed HeLa, using COL3A1 antibody at 1: 50 dilution.

Background

This gene encodes the pro- $\alpha 1$ chains of type III collagen, a fibrillar collagen that is found in extensible connective tissues such as skin, lung, uterus, intestine and the vascular system, frequently in association with type I collagen. Mutations in this gene are associated with Ehlers-Danlos syndrome types IV, and with aortic and arterial aneurysms. Two transcripts, resulting from the use of alternate polyadenylation signals, have been identified for this gene. [provided by R. Dagleish]

Note: This product is for in vitro research use only