

Bax Mouse Monoclonal Antibody(1C1)

Catalog No: #44150

Package Size: #44150-1 50ul #44150-2 100ul

Orders: order@signalwayantibody.comSupport: tech@signalwayantibody.com

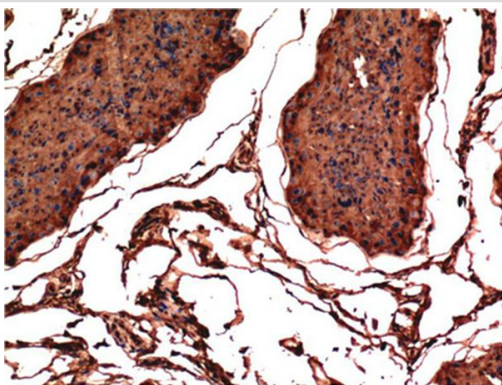
Description

Product Name	Bax Mouse Monoclonal Antibody(1C1)
Host Species	Mouse
Clonality	Monoclonal
Clone No.	1C1
Isotype	IgG1
Applications	IHC
Species Reactivity	Hu Rt Ms
Specificity	Bax Mouse Monoclonal Antibody(1C1) detects endogenous levels of BAX
Immunogen Type	Peptide
Immunogen Description	Synthetic Peptide
Target Name	Bax
Other Names	BAX
Accession No.	Swiss-Prot:Q07812Gene ID:581
Uniprot	Q07812
GeneID	581;
Calculated MW	20kd
Concentration	1mg/ml
Formulation	Liquid in PBS containing 50% glycerol, 0.5% BSA and 0.02% sodium azide.
Storage	Store at -20°C/1 year

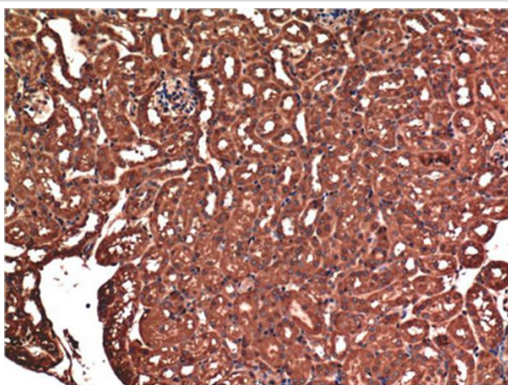
Application Details

Immunohistochemistry: 1:100-1:200

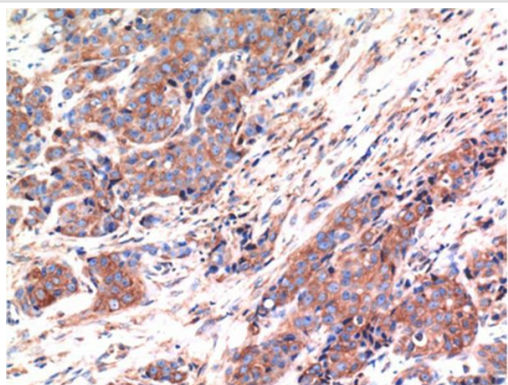
Images



Immunohistochemical analysis of paraffin-embedded Rat Testis Tissue using Bax Mouse mAb diluted at 1:200.



Immunohistochemical analysis of paraffin-embedded Mouse Kidney Tissue using Bax Mouse mAb diluted at 1:200.



Immunohistochemical analysis of paraffin-embedded Human Breast Carcinoma Tissue using Bax Mouse mAb diluted at 1:200.

Note: This product is for in vitro research use only