

Histone H2A.Z/H2A.F/Z antibody

Catalog No: #23010

Orders: order@signalwayantibody.com

Support: tech@signalwayantibody.com

Description

Product Name	Histone H2A.Z/H2A.F/Z antibody
Host Species	Rabbit
Clonality	Polyclonal
Purification	Purified by antigen-affinity chromatography.
Applications	WB IHC IF
Species Reactivity	Hu
Immunogen Type	Peptide
Immunogen Description	Synthetic peptide contain a sequence corresponding to a region within amino acids 65 and 128 of Human H2AFZ
Target Name	Histone H2A.Z/H2A.F/Z
Other Names	H2AZ; H2A.z; H2A/z; MGC117173
Accession No.	Swiss-Prot:P0C0S5Gene ID:3015
Uniprot	P0C0S5
GeneID	3015;
Concentration	1mg/ml
Formulation	Supplied in 0.1M Tris-buffered saline with 10% Glycerol (pH7.0). 0.01% Thimerosal was added as a preservative.
Storage	Store at -20°C for long term preservation (recommended). Store at 4°C for short term use.

Application Details


Predicted MW: 14kd

Western blotting: 1:500-1:3000

Immunohistochemistry: 1:100-1:250

Immunofluorescence: 1:100-1:200

Images



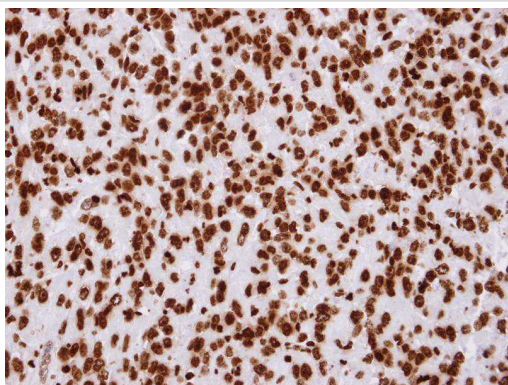
Sample(30 ug of whole cell lysate)

A: MOLT4

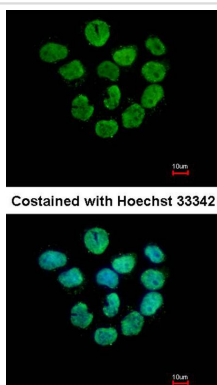
B: Raji

12% SDS PAGE

Primary antibody diluted at 1: 3000



Immunohistochemical analysis of paraffin-embedded ES-2 xenograft, using Histone H2A.Z antibody at 1: 100 dilution.



Immunofluorescence analysis of paraformaldehyde-fixed A431, using Histone H2A.Z antibody at 1: 500 dilution.

Background

Histones are basic nuclear proteins that are responsible for the nucleosome structure of the chromosomal fiber in eukaryotes. Nucleosomes consist of approximately 146 bp of DNA wrapped around a histone octamer composed of pairs of each of the four core histones (H2A, H2B, H3, and H4). The chromatin fiber is further compacted through the interaction of a linker histone, H1, with the DNA between the nucleosomes to form higher order chromatin structures. This gene encodes a replication-independent member of the histone H2A family that is distinct from other members of the family. Studies in mice have shown that this particular histone is required for embryonic development and indicate that lack of functional histone H2A leads to embryonic lethality. [provided by RefSeq]

Note: This product is for in vitro research use only