

NLK antibody

Catalog No: #23128



Orders: order@signalwayantibody.com
Support: tech@signalwayantibody.com

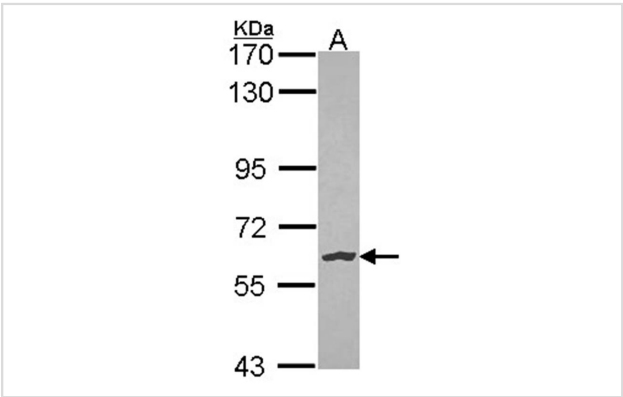
Description

Product Name	NLK antibody
Host Species	Rabbit
Clonality	Polyclonal
Purification	Purified by antigen-affinity chromatography.
Applications	WB IF
Species Reactivity	Hu
Immunogen Type	Recombinant protein
Immunogen Description	Recombinant protein fragment contain a sequence corresponding to a region within amino acids 284 and 500 of NLK
Target Name	NLK
Other Names	DKFZp761G1211; FLJ21033
Accession No.	Swiss-Prot:Q9UBE8Gene ID:51701
Uniprot	Q9UBE8
GeneID	51701;
Concentration	1mg/ml
Formulation	Supplied in 0.1M Tris-buffered saline with 10% Glycerol (pH7.0). 0.01% Thimerosal was added as a preservative.
Storage	Store at -20°C for long term preservation (recommended). Store at 4°C for short term use.

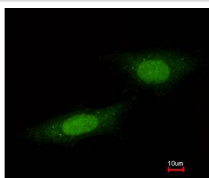
Application Details

Predicted MW: 58kd
Western blotting: 1:500-1:3000
Immunofluorescence: 1:100-1:200

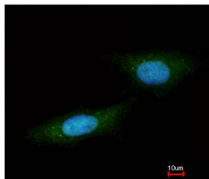
Images



Sample (30 ug of whole cell lysate)
A: Hela
7.5% SDS PAGE
NLK antibody diluted at 1: 1000



Costained with Hoechst 33342



Immunofluorescence analysis of paraformaldehyde-fixed HeLa, using NLK antibody at 1: 100 dilution.

Note: This product is for in vitro research use only