

## USP47 antibody

Catalog No: #23137

Orders: [order@signalwayantibody.com](mailto:order@signalwayantibody.com)Support: [tech@signalwayantibody.com](mailto:tech@signalwayantibody.com)

## Description

Product Name	USP47 antibody
Host Species	Rabbit
Clonality	Polyclonal
Purification	Purified by antigen-affinity chromatography.
Applications	WB IF
Species Reactivity	Hu
Immunogen Type	Recombinant protein
Immunogen Description	Recombinant protein fragment contain a sequence corresponding to a region within amino acids 585 and 870 of USP47
Target Name	USP47
Other Names	DKFZp686C13257; FLJ20727; TRFP
Accession No.	Swiss-Prot:Q96K76Gene ID:55031
Uniprot	Q96K76
GeneID	55031;
Concentration	0.8mg/ml
Formulation	Supplied in 0.1M Tris-buffered saline with 10% Glycerol (pH7.0). 0.01% Thimerosal was added as a preservative.
Storage	Store at -20°C for long term preservation (recommended). Store at 4°C for short term use.

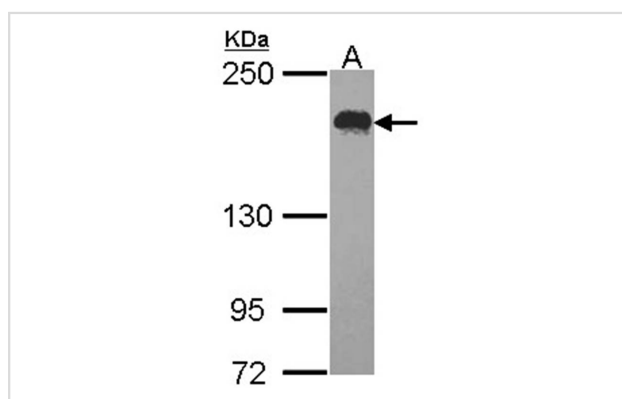
## Application Details

Predicted MW: 147kd

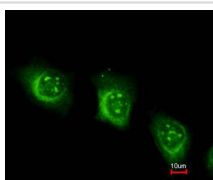
Western blotting: 1:500-1:3000

Immunofluorescence: 1:100-1:200

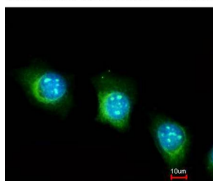
## Images



Sample (30 ug of whole cell lysate)  
A: HeLa  
5% SDS PAGE  
USP47 antibody diluted at 1: 1000



Costained with Hoechst 33342



Immunofluorescence analysis of methanol-fixed HeLa, using USP47 antibody at 1: 200 dilution.

---

Note: This product is for in vitro research use only