

CAMK1D antibody

Catalog No: #23144



Orders: order@signalwayantibody.com
Support: tech@signalwayantibody.com

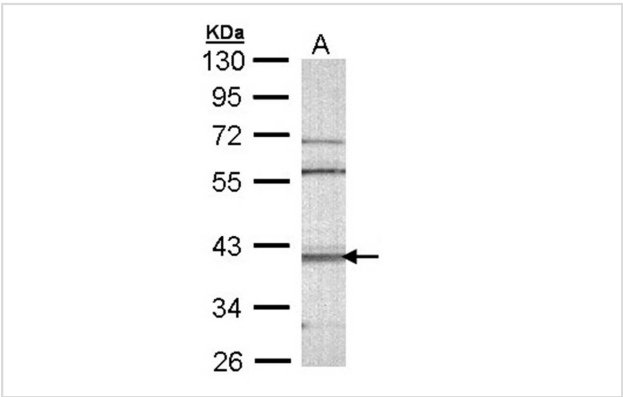
Description

Product Name	CAMK1D antibody
Host Species	Rabbit
Clonality	Polyclonal
Purification	Purified by antigen-affinity chromatography.
Applications	WB IHC IF
Species Reactivity	Hu
Immunogen Type	Recombinant protein
Immunogen Description	Recombinant protein fragment contain a sequence corresponding to a region within amino acids 1 and 355 of CAMK1D
Target Name	CAMK1D
Accession No.	Swiss-Prot:Q8IU85Gene ID:57118
Uniprot	Q8IU85
GeneID	57118;
Concentration	0.7mg/ml
Formulation	Supplied in 0.1M Tris-buffered saline with 10% Glycerol (pH7.0). 0.01% Thimerosal was added as a preservative.
Storage	Store at -20°C for long term preservation (recommended). Store at 4°C for short term use.

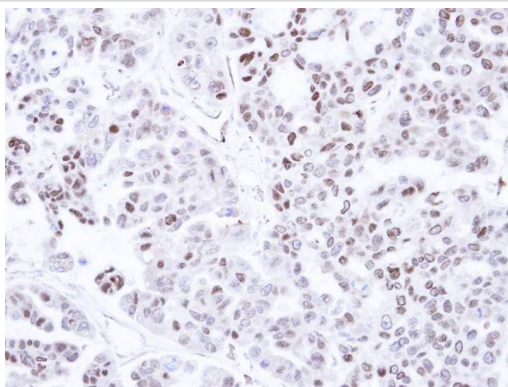
Application Details

Predicted MW: 43kd
Western blotting: 1:500-1:3000
Immunohistochemistry: 1:100-1:500
Immunofluorescence: 1:100-1:200

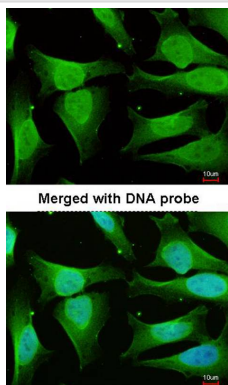
Images



Sample (30 ug of whole cell lysate)
A: Molt-4
10% SDS PAGE
Primary antibody diluted at 1: 1000



Immunohistochemical analysis of paraffin-embedded OVCAR3 xenograft, using CAMK1D antibody at 1: 500 dilution.



Immunofluorescence analysis of paraformaldehyde-fixed HeLa, using CAMK1D antibody at 1: 200 dilution.

Background

This gene encodes a member of the Ca²⁺/calmodulin-dependent protein kinase 1 subfamily of serine/threonine kinases. The encoded protein may be involved in the regulation of granulocyte function through the chemokine signal transduction pathway. Alternatively spliced transcript variants encoding different isoforms of this gene have been described. [provided by RefSeq]

Note: This product is for in vitro research use only