

DIP2 homolog B antibody

Catalog No: #23145



Orders: order@signalwayantibody.com
Support: tech@signalwayantibody.com

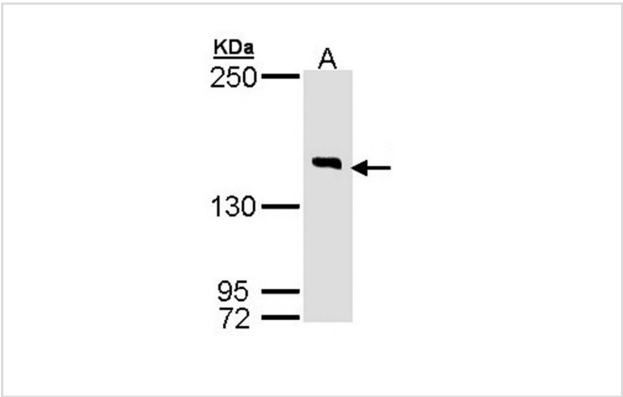
Description

Product Name	DIP2 homolog B antibody
Host Species	Rabbit
Clonality	Polyclonal
Purification	Purified by antigen-affinity chromatography.
Applications	WB IF
Species Reactivity	Hu
Immunogen Type	Recombinant protein
Immunogen Description	Recombinant protein fragment contain a sequence corresponding to a region within amino acids 1168 and 1397 of Human DIP2B
Target Name	DIP2 homolog B
Accession No.	Swiss-Prot:Q9P265Gene ID:57609
Uniprot	Q9P265
GeneID	57609;
Concentration	1mg/ml
Formulation	Supplied in 0.1M Tris-buffered saline with 10% Glycerol (pH7.0). 0.01% Thimerosal was added as a preservative.
Storage	Store at -20°C for long term preservation (recommended). Store at 4°C for short term use.

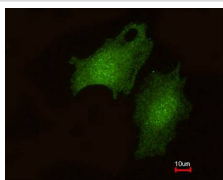
Application Details

Predicted MW: 172kd
Western blotting: 1:500-1:3000
Immunofluorescence: 1:100-1:200

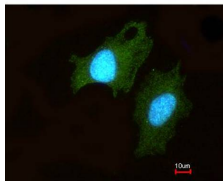
Images



Sample (30 ug of whole cell lysate)
A: Hela
7.5% SDS PAGE
Primary antibody diluted at 1: 1000



Costained with Hoechst 33342



Immunofluorescence analysis of methanol-fixed HeLa, using DIP2B antibody at 1: 200 dilution.

Note: This product is for in vitro research use only