

PRX Polyclonal Antibody

Catalog No: #30158



Package Size: #30158-1 50ul #30158-2 100ul

Orders: order@signalwayantibody.com
Support: tech@signalwayantibody.com

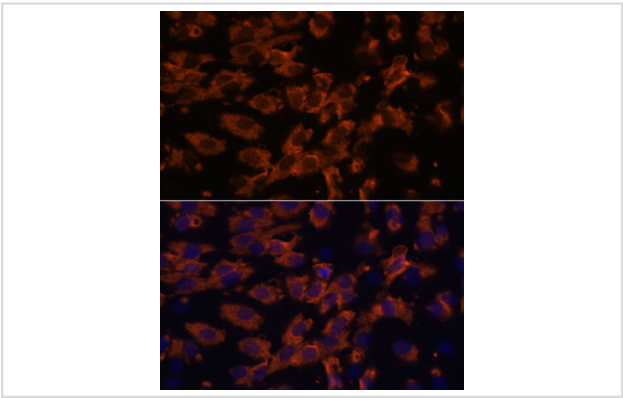
Description

Product Name	PRX Polyclonal Antibody
Host Species	Rabbit
Clonality	Polyclonal
Isotype	IgG
Purification	Affinity purification
Applications	WB,IF
Species Reactivity	Human,Mouse,Rat
Immunogen Description	A synthetic peptide of human PRX (NP_870998.2).
Other Names	CMT4F
Accession No.	Swiss-Prot#:Q9BXM0NCBI Gene ID:57716
Uniprot	Q9BXM0
GeneID	57716;
Calculated MW	155kDa
Formulation	Avoid freeze / thaw cycles. Buffer: PBS with 50% glycerol, pH7.4.
Storage	Store at -20°C

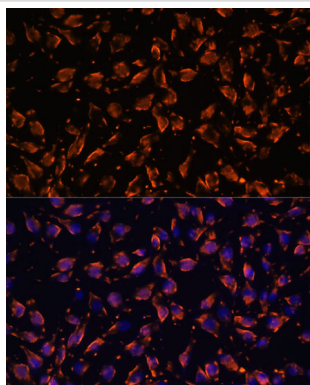
Application Details

WB 1:500 - 1:2000IF 1:50 - 1:200

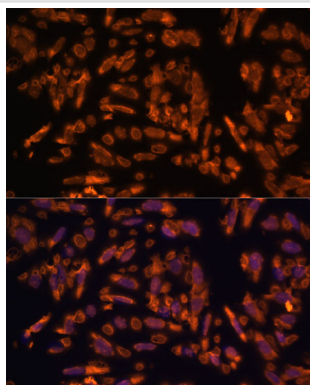
Images



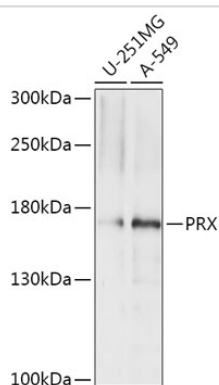
Immunofluorescence analysis of C6 cells using PRX at dilution of 1:100. Blue: DAPI for nuclear staining.



Immunofluorescence analysis of L929 cells using PRX at dilution of 1:100. Blue: DAPI for nuclear staining.



Immunofluorescence analysis of U-2 OS cells using PRX at dilution of 1:100. Blue: DAPI for nuclear staining.



Western blot analysis of extracts of various cell lines, using PRX at 1:1000 dilution.

Background

This gene encodes a protein involved in peripheral nerve myelin upkeep. The encoded protein contains 2 PDZ domains which were named after PSD95 (post synaptic density protein), DlgA (Drosophila disc large tumor suppressor), and ZO1 (a mammalian tight junction protein). Two alternatively spliced transcript variants have been described for this gene which encode different protein isoforms and which are targeted differently in the Schwann cell. Mutations in this gene cause Charcot-Marie-Tooth neuropathy, type 4F and Dejerine-Sottas neuropathy. [provided by RefSeq, Jul 2008]

Note: This product is for in vitro research use only