

ABCD3 Polyclonal Antibody

Catalog No: #30346



Package Size: #30346-1 50ul #30346-2 100ul

Orders: order@signalwayantibody.com
Support: tech@signalwayantibody.com

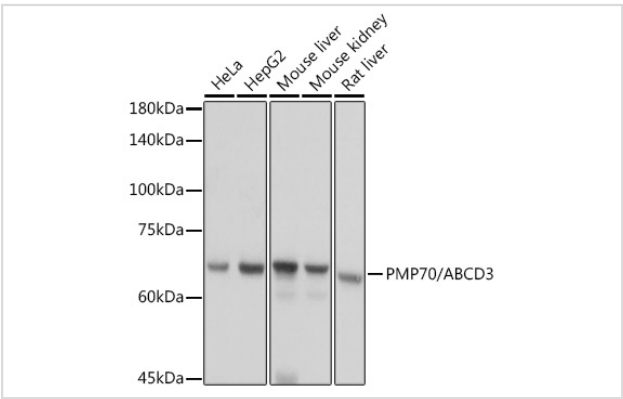
Description

Product Name	ABCD3 Polyclonal Antibody
Host Species	Rabbit
Clonality	Polyclonal
Isotype	IgG
Purification	Affinity purification
Applications	WB,IHC,IF
Species Reactivity	Human,Mouse,Rat
Immunogen Description	Recombinant protein of human PMP70/PMP70/ABCD3.
Other Names	ABC43;CBAS5;PMP70;PXMP1;ZWS2;ABCD3
Accession No.	Uniprot:P28288GenelD:5825
Uniprot	P28288
GenelD	5825
Calculated MW	Refer to figures
SDS-PAGE MW	70KDa
Formulation	PBS with 0.02% sodium azide,50% glycerol,pH7.3.
Storage	Store at -20°C. Avoid freeze / thaw cycles.

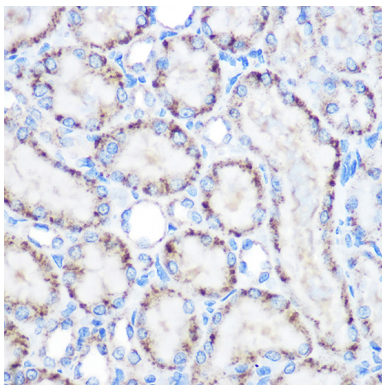
Application Details

WB 1:500 - 1:2000IHC 1:50 - 1:200IF 1:50 - 1:200

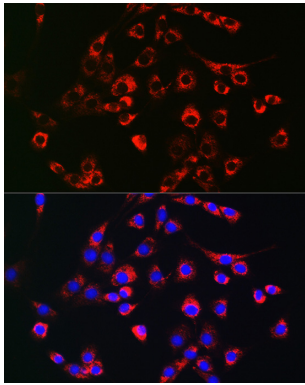
Images



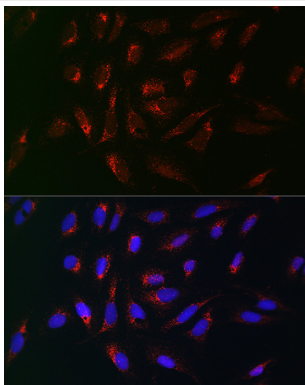
Western blot analysis of extracts of various cell lines, using PMP70/PMP70/ABCD3 antibody.



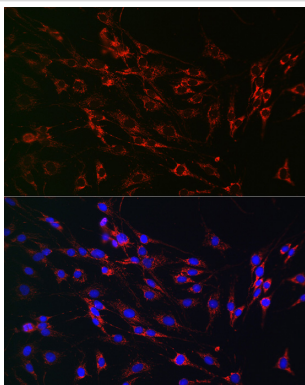
Immunohistochemistry of paraffin-embedded rat kidney using PMP70/ABCD3 Rabbit pAb.



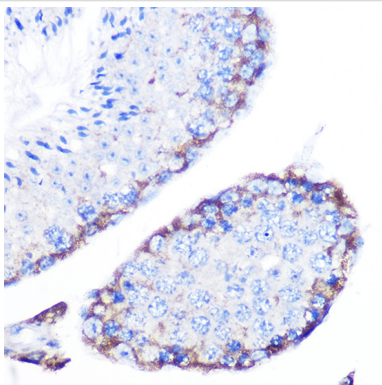
Immunofluorescence analysis of NIH-3T3 cells using PMP70/PMP70/ABCD3 Rabbit pAb.



Immunofluorescence analysis of U-2 OS cells using PMP70/PMP70/ABCD3 Rabbit pAb.



Immunofluorescence analysis of C6 cells using PMP70/PMP70/ABCD3 Rabbit pAb.



Immunohistochemistry of paraffin-embedded mouse testis using PMP70/ABCD3 Rabbit pAb.

Background

The protein encoded by this gene is a member of the superfamily of ATP-binding cassette (ABC) transporters. ABC proteins transport various molecules across extra- and intra-cellular membranes. ABC genes are divided into seven distinct subfamilies (ABC1, MDR/TAP, MRP, ALD, OABP, GCN20, White). This protein is a member of the ALD subfamily, which is involved in peroxisomal import of fatty acids and/or fatty acyl-CoAs in the organelle. All known peroxisomal ABC transporters are half transporters which require a partner half transporter molecule to form a functional homodimeric or heterodimeric transporter. This peroxisomal membrane protein likely plays an important role in peroxisome biogenesis. Mutations have been associated with some forms of Zellweger syndrome, a heterogeneous group of peroxisome assembly disorders. Alternative splicing results in multiple transcript variants encoding distinct isoforms. [provided by RefSeq, Jul 2008]

Note: This product is for in vitro research use only