

COX7B2 antibody

Catalog No: #23174



Orders: order@signalwayantibody.com
Support: tech@signalwayantibody.com

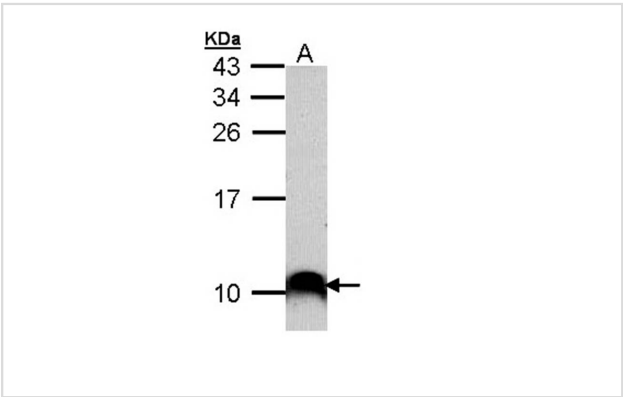
Description

Product Name	COX7B2 antibody
Host Species	Rabbit
Clonality	Polyclonal
Purification	Purified by antigen-affinity chromatography.
Applications	WB IHC IF
Species Reactivity	Hu
Immunogen Type	Recombinant protein
Immunogen Description	Recombinant protein fragment contain a sequence corresponding to a region within amino acids 1 and 51 of Human COX7B2
Target Name	COX7B2
Accession No.	Swiss-Prot:Q8TF08Gene ID:170712
Uniprot	Q8TF08
GenelD	170712;
Concentration	1mg/ml
Formulation	Supplied in 0.1M Tris-buffered saline with 10% Glycerol (pH7.0). 0.01% Thimerosal was added as a preservative.
Storage	Store at -20°C for long term preservation (recommended). Store at 4°C for short term use.

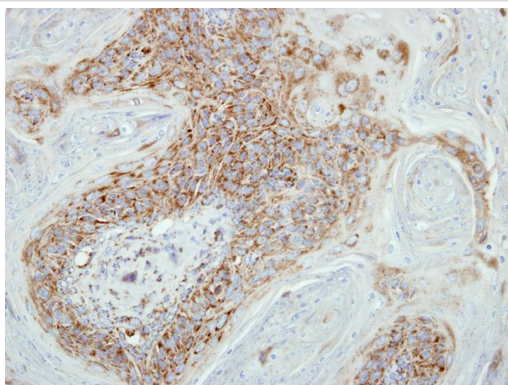
Application Details

Predicted MW: 9kd
Western blotting: 1:500-1:3000
Immunohistochemistry: 1:50-1:500
Immunofluorescence: 1:100-1:200

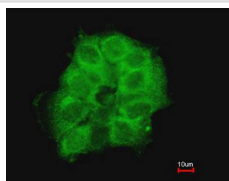
Images



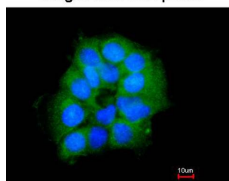
Sample (30 ug of whole cell lysate)
A: A431
15% SDS PAGE
Primary antibody diluted at 1: 1000



Immunohistochemical analysis of paraffin-embedded Cal27 xenograft, using COX7B2 antibody at 1: 500 dilution.



Merged with DNA probe



Immunofluorescence analysis of paraformaldehyde-fixed A431, using COX7B2 antibody at 1: 200 dilution.

Note: This product is for in vitro research use only