

# GALNT2 Polyclonal Antibody

Catalog No: #30753



Package Size: #30753-1 50ul #30753-2 100ul

Orders: [order@signalwayantibody.com](mailto:order@signalwayantibody.com)  
Support: [tech@signalwayantibody.com](mailto:tech@signalwayantibody.com)

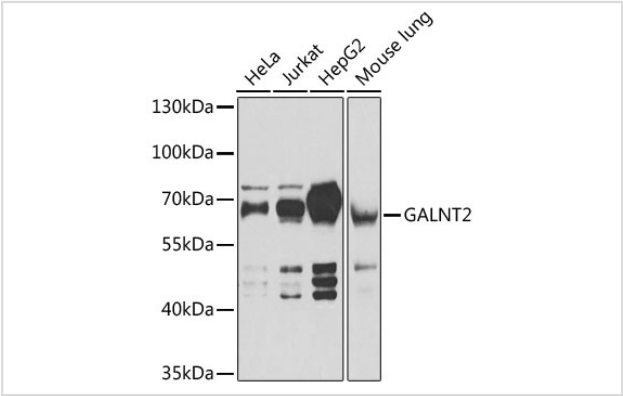
## Description

Product Name	GALNT2 Polyclonal Antibody
Host Species	Rabbit
Clonality	Polyclonal
Isotype	IgG
Purification	Affinity purification
Applications	WB,IF
Species Reactivity	Human,Mouse,Rat
Immunogen Description	Recombinant fusion protein of human GALNT2 (NP_004472.1).
Other Names	GALNT2;GalNAc-T2
Accession No.	Uniprot:Q10471GenelD:2590
Uniprot	Q10471
GenelD	2590
Calculated MW	65kDa
SDS-PAGE MW	65kDa
Formulation	PBS with 0.02% sodium azide,50% glycerol,pH7.3.
Storage	Store at -20°C. Avoid freeze / thaw cycles.

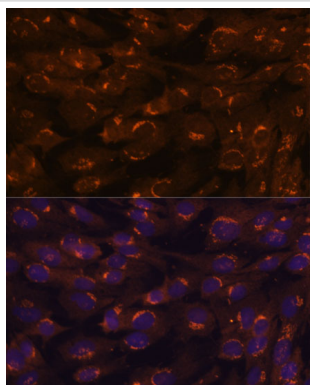
## Application Details

WB 1:500 - 1:2000IF 1:50 - 1:100

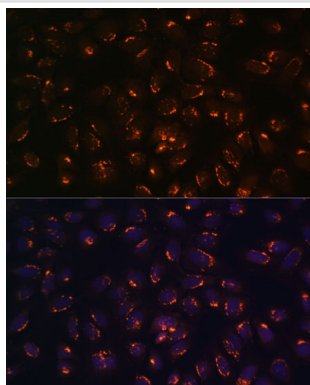
## Images



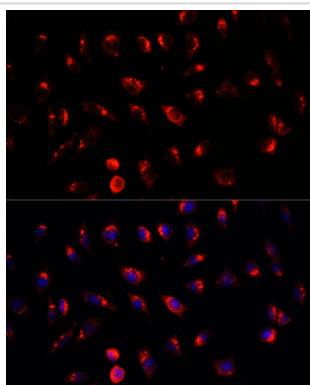
Western blot analysis of extracts of various cell lines, using GALNT2 antibody.



Immunofluorescence analysis of C6 cells using GALNT2 antibody.



Immunofluorescence analysis of U-2 OS cells using GALNT2 antibody.



Immunofluorescence analysis of L929 cells using GALNT2 antibody.

## Background

This gene encodes a member of the glycosyltransferase 2 protein family. Members of this family initiate mucin-type O-glycosylation of peptides in the Golgi apparatus. The encoded protein may be involved in O-linked glycosylation of the immunoglobulin A1 hinge region. This gene may influence triglyceride levels, and may be involved Type 2 diabetes, as well as several types of cancer. Alternative splicing results in multiple transcript variants.

Note: This product is for in vitro research use only