

DARS2 Polyclonal Antibody

Catalog No: #31344



Package Size: #31344-1 50ul #31344-2 100ul

Orders: order@signalwayantibody.com
Support: tech@signalwayantibody.com

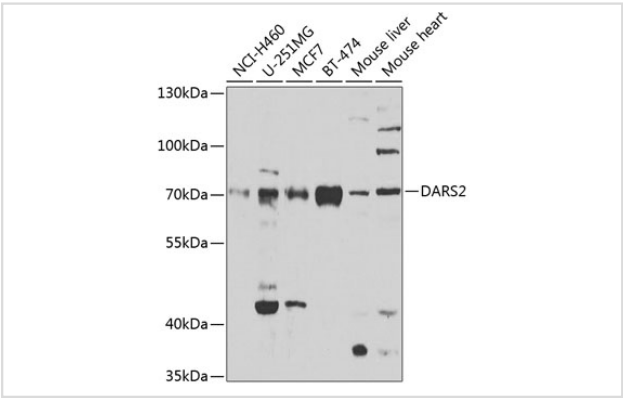
Description

Product Name	DARS2 Polyclonal Antibody
Host Species	Rabbit
Clonality	Polyclonal
Isotype	IgG
Purification	Affinity purification
Applications	WB,IHC
Species Reactivity	Human,Mouse
Immunogen Description	Recombinant fusion protein of human DARS2 (NP_060592.2).
Other Names	DARS2; ASPRS; LBSL; MT-ASPRS; aspartate--tRNA ligase, mitochondrial
Accession No.	Swiss-Prot#:Q6PI48NCBI Gene ID:55157
Uniprot	Q6PI48
GeneID	55157;
Calculated MW	74kDa
Formulation	Avoid freeze / thaw cycles. Buffer: PBS with 50% glycerol, pH7.4.
Storage	Store at -20°C

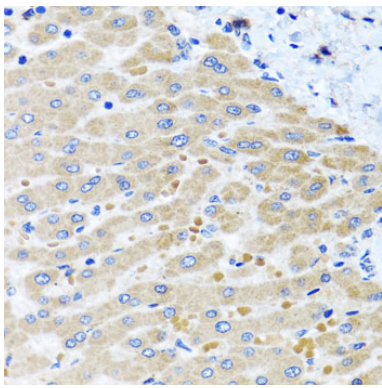
Application Details

WB 1:500 - 1:2000IHC 1:50 - 1:200

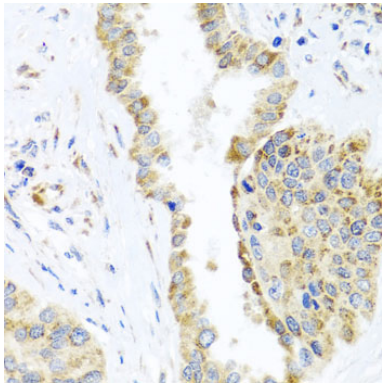
Images



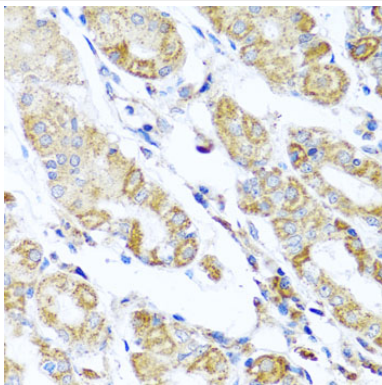
Western blot analysis of extracts of various cell lines, using DARS2 at 1:1000 dilution.



Immunohistochemistry of paraffin-embedded human liver damage using DARS2 at dilution of 1:100 (40x lens).



Immunohistochemistry of paraffin-embedded human lung cancer using DARS2 at dilution of 1:100 (40x lens).



Immunohistochemistry of paraffin-embedded human stomach using DARS2 at dilution of 1:100 (40x lens).

Background

The protein encoded by this gene belongs to the class-II aminoacyl-tRNA synthetase family. It is a mitochondrial enzyme that specifically aminoacylates aspartyl-tRNA. Mutations in this gene are associated with leukoencephalopathy with brainstem and spinal cord involvement and lactate elevation (LBSL).

Note: This product is for in vitro research use only