

PENK Polyclonal Antibody

Catalog No: #46755

Package Size: #46755-1 50ul #46755-2 100ul

Orders: order@signalwayantibody.comSupport: tech@signalwayantibody.com

Description

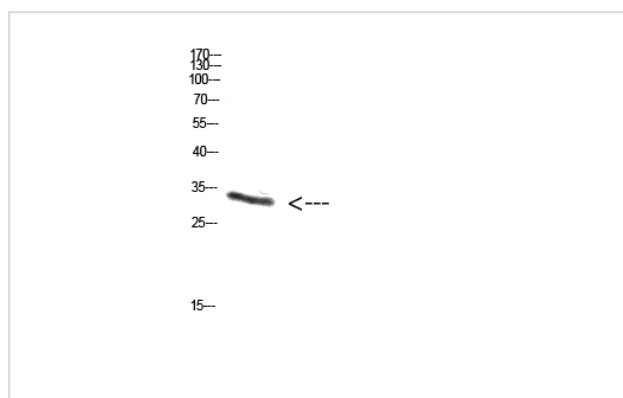
Product Name	PENK Polyclonal Antibody
Host Species	Rabbit
Clonality	Polyclonal
Purification	The antibody was affinity-purified from rabbit serum by affinity-chromatography using specific immunogen.
Applications	WB IHC
Species Reactivity	Hu
Specificity	The antibody detects endogenous PENK protein
Immunogen Type	protein
Immunogen Description	Synthetic peptide from human protein at AA range: 51-100
Target Name	PENK
Other Names	PENK
Accession No.	Swiss-Prot:P01210NCBI Gene ID:5179
Uniprot	P01210
GeneID	5179;
Calculated MW	33 kDa
Concentration	1 mg/ml
Formulation	Liquid in PBS containing 50% glycerol, 0.5% BSA and 0.02% sodium azide.
Storage	Store at -20°C

Application Details

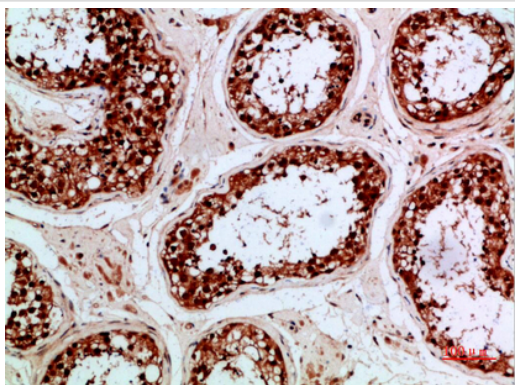
Western blotting: 1B£B1500-1B£B110000

Immunohistochemistry: IHC: 1:100-1:300

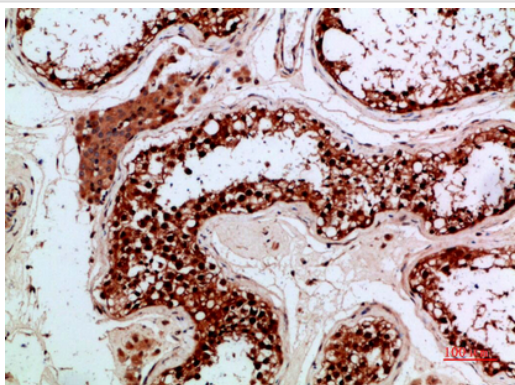
Images



Western Blot analysis of NT28 cells using Antibody diluted at 1000. Secondary antibody was diluted at 1:20000



Immunohistochemical analysis of paraffin-embedded human-testis, antibody was diluted at 1:200



Immunohistochemical analysis of paraffin-embedded human-testis, antibody was diluted at 1:200

Note: This product is for in vitro research use only