

PDGF-C Polyclonal Antibody

Catalog No: #46833

Package Size: #46833-1 50ul #46833-2 100ul

Orders: order@signalwayantibody.comSupport: tech@signalwayantibody.com

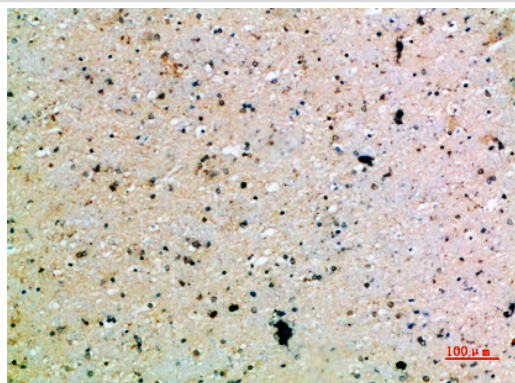
Description

Product Name	PDGF-C Polyclonal Antibody
Host Species	Rabbit
Clonality	Polyclonal
Purification	The antibody was affinity-purified from rabbit serum by affinity-chromatography using specific immunogen.
Applications	IHC
Species Reactivity	Hu Ms Rt
Specificity	The antibody detects endogenous PDGF-C
Immunogen Type	protein
Immunogen Description	Synthetic peptide from human protein at AA range: 61-110
Target Name	PDGF-C
Other Names	Platelet-derived growth factor C (PDGF-C) (Fallotein) (Spinal cord-derived growth factor) (SCDGF) (VEGF-E) [Cleaved into: Platelet-derived growth factor C, latent form (PDGFC latent form); Platelet-derived growth factor C, receptor-binding form (PDGFC receptor-binding form)]
Accession No.	Swiss-Prot:Q9NRA1NCBI Gene ID:56034
Uniprot	Q9NRA1
GeneID	56034;
Concentration	1 mg/ml
Formulation	Liquid in PBS containing 50% glycerol, 0.5% BSA and 0.02% sodium azide.
Storage	Store at -20°C

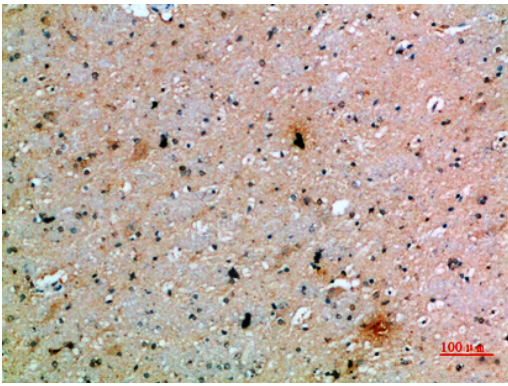
Application Details

Immunohistochemistry: IHC 1:50-300

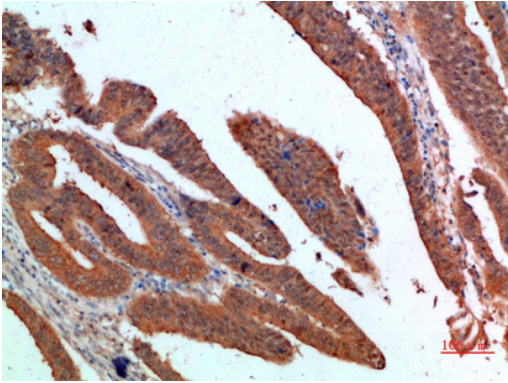
Images



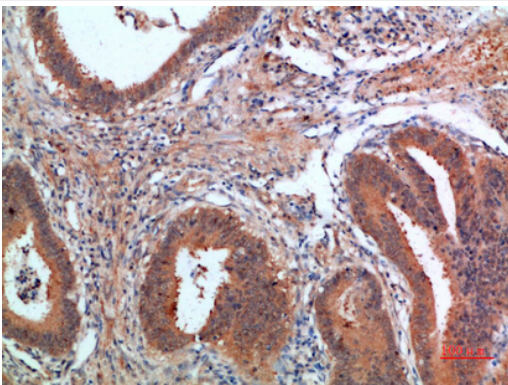
Immunohistochemical analysis of paraffin-embedded human-brain, antibody was diluted at 1:200



Immunohistochemical analysis of paraffin-embedded human-brain, antibody was diluted at 1:200



Immunohistochemical analysis of paraffin-embedded human-colon-cancer, antibody was diluted at 1:200



Immunohistochemical analysis of paraffin-embedded human-colon-cancer, antibody was diluted at 1:200

Note: This product is for in vitro research use only