

HSP 75 Polyclonal Antibody

Catalog No: #46868

Package Size: #46868-1 50ul #46868-2 100ul

Orders: order@signalwayantibody.comSupport: tech@signalwayantibody.com

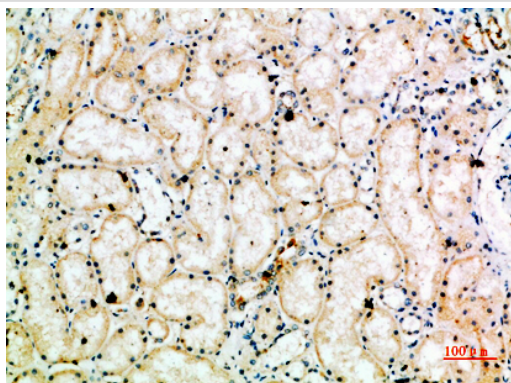
Description

Product Name	HSP 75 Polyclonal Antibody
Host Species	Rabbit
Clonality	Polyclonal
Purification	The antibody was affinity-purified from rabbit serum by affinity-chromatography using specific immunogen.
Applications	IHC
Species Reactivity	Hu
Specificity	The antibody detects endogenous HSP 75
Immunogen Type	protein
Immunogen Description	Synthetic peptide from human protein at AA range: 481-530
Target Name	HSP 75
Other Names	Heat shock protein 75 kDa, mitochondrial (HSP 75) (TNFR-associated protein 1) (Tumor necrosis factor type 1 receptor-associated protein) (TRAP-1)
Accession No.	Swiss-Prot:Q12931NCBI Gene ID:10131
Uniprot	Q12931
GeneID	10131;
Concentration	1 mg/ml
Formulation	Liquid in PBS containing 50% glycerol, 0.5% BSA and 0.02% sodium azide.
Storage	Store at -20°C

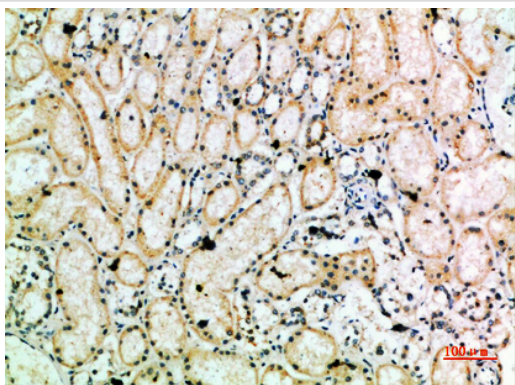
Application Details

Immunohistochemistry: IHC 1:50-300

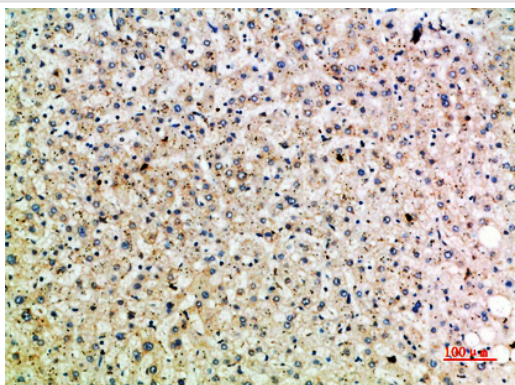
Images



Immunohistochemical analysis of paraffin-embedded human-kidney, antibody was diluted at 1:200



Immunohistochemical analysis of paraffin-embedded human-kidney, antibody was diluted at 1:200



Immunohistochemical analysis of paraffin-embedded human-liver, antibody was diluted at 1:200

Note: This product is for in vitro research use only