

# OAS2 Polyclonal Antibody

Catalog No: #49994



Orders: [order@signalwayantibody.com](mailto:order@signalwayantibody.com)  
Support: [tech@signalwayantibody.com](mailto:tech@signalwayantibody.com)

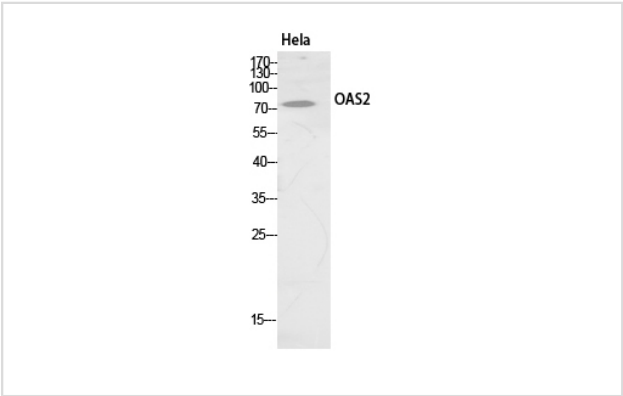
## Description

Product Name	OAS2 Polyclonal Antibody
Host Species	Rabbit
Clonality	Polyclonal
Purification	The antibody was affinity-purified from rabbit antiserum by affinity-chromatography using epitope-specific immunogen.
Applications	WB,IHC
Species Reactivity	Human
Immunogen Type	Peptide
Immunogen Description	Synthesized peptide derived from the N-terminal region of human OAS2.
Other Names	OAS2; 2'-5'-oligoadenylate synthase 2; (2-5')oligo(A) synthase 2; 2-5A synthase 2; p69 OAS / p71 OAS; p69OAS / p71OAS
Accession No.	Gene ID: 4939Swiss Prot: P29728
Uniprot	P29728
GeneID	4939;
Calculated MW	82kDa
Storage	Store at -20°C

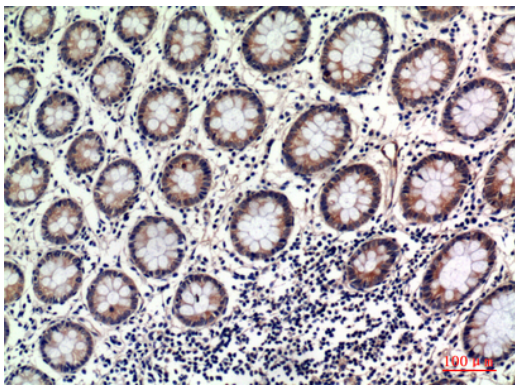
## Application Details

WBoO 1:500 - 1:2000  
IHCcoO 1:100 - 1:300

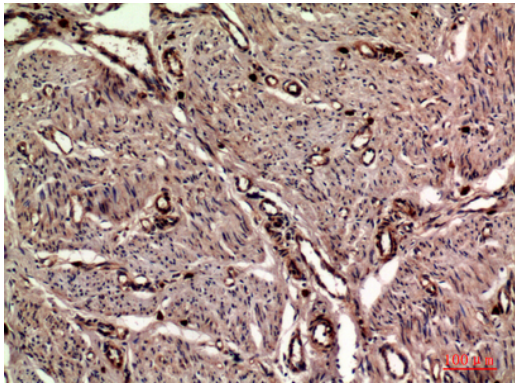
## Images



Western Blot analysis of HeLa cells using OAS2 Polyclonal Antibody.



Immunohistochemical analysis of paraffin-embedded human-uterus, antibody was diluted at 1:100



Immunohistochemical analysis of paraffin-embedded human-uterus, antibody was diluted at 1:100

## Background

This gene encodes a member of the 2-5A synthetase family, essential proteins involved in the innate immune response to viral infection. The encoded protein is induced by interferons and uses adenosine triphosphate in 2'-specific nucleotidyl transfer reactions to synthesize 2',5'-oligoadenylates (2-5As). These molecules activate latent RNase L, which results in viral RNA degradation and the inhibition of viral replication. The three known members of this gene family are located in a cluster on chromosome 12. Alternatively spliced transcript variants encoding different isoforms have been described.

Note: This product is for in vitro research use only