

Caspase-9 Antibody

Catalog No: #24050

Orders: order@signalwayantibody.comSupport: tech@signalwayantibody.com


Description

Product Name	Caspase-9 Antibody
Host Species	Rabbit
Clonality	Polyclonal
Purification	Affinity chromatography purified via peptide column
Applications	ELISA WB ICC
Species Reactivity	Hu
Specificity	It has no cross response to other members in caspase family.
Immunogen Type	Peptide
Immunogen Description	Raised against a peptide corresponding to amino acids 299 to 318 of human caspase-9.
Target Name	Caspase-9
Other Names	Mch6, Apaf-3, Casp-9
Accession No.	P55211
Uniprot	P55211
GeneID	842;
Concentration	1mg/ml
Formulation	Supplied in PBS containing 0.02% sodium azide.
Storage	Can be stored at -20°C, stable for one year. As with all antibodies care should be taken to avoid repeated freeze thaw cycles. Antibodies should not be exposed to prolonged high temperatures.

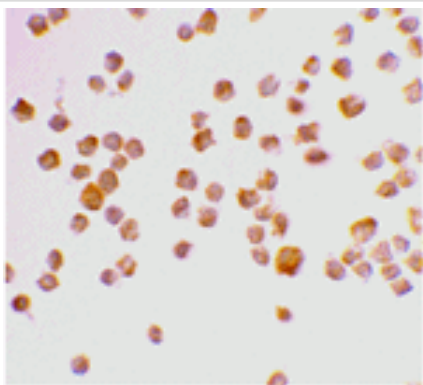
Application Details

Predicted MW: 46 kd

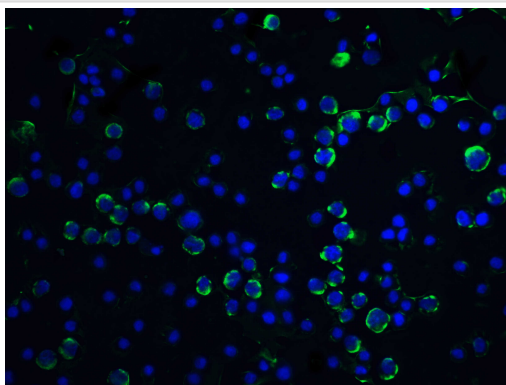
Images



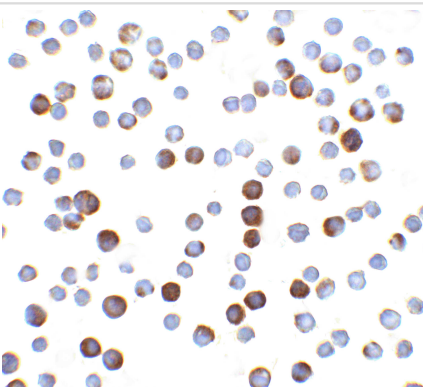
Western blot analysis of caspase-9 in HeLa whole cell lysate with Caspase-9 antibody at 1:1000 dilution



Immunocytochemistry staining of K562 cells using Caspase-9 antibody at 2 ug/mL.



Immunofluorescence of Caspase-9 in HeLa cells with Caspase-9 antibody at 5 µg/ml.



Immunocytochemistry of Caspase-9 in HeLa cells with Caspase-9 antibody at 5 µg/ml.

Background

Apoptosis is related to many diseases and induced by a family of cell death receptors and their ligands. Cell death signals are transduced by death domain containing adapter molecules and members of the caspase family of proteases. A novel member in the caspase family was recently identified and designated ICE-LAP6, Mch6, and Apaf-3. Caspase-9 and Apaf-1 bind to each other, which leads to caspase-9 activation. Caspase-9 is also activated by granzyme B and CPP32. Activated caspase-9 cleaves and activates caspase-3 that is one of the key proteases, being responsible for the proteolytic cleavage of many key proteins in apoptosis. Caspase-9 play a central role in cell death induced by a wide variety of apoptosis activators including TNF α , TRAIL, anti-CD-95, FADD, and TRADD. Caspase-9 is expressed in a variety of human tissues.

Note: This product is for in vitro research use only